


SINGER
46W61,W62

Form 2155w
April, 1933
PRINTED IN U. S. A.

LIST OF PARTS



MACHINES

Nos. 46w61 and 46w62

THE SINGER MANUFACTURING COMPANY

COPYRIGHT, U. S. A., 1913, 1919, 1922, 1931 and 1933
BY THE SINGER MANUFACTURING CO.
ALL RIGHTS RESERVED FOR ALL COUNTRIES

INDEX

	PAGE
ACCESSORIES	27
BOBBIN WINDER	27
FEED DOGS	29
FOOT LIFTER	28
LAP SEAM FELLERS ON SWITCH-UP DEVICE	33
MACHINE No. 46W61	7
“ “ 46W62	17
NUMERICAL LIST OF PARTS	35
PRESSER FEET	29
THREAD UNWINDER	28
THROAT PLATES	33
MISCELLANEOUS PARTS	34

From the library of Diamond Needle Corp

Instructions for Ordering

In ordering from this list, use **ONLY** the **PART** number in the **FIRST** column.

The number stamped on a Sewing Machine Part is the number of the Single Part only, except when the part includes Set Screws, Clamping Screws, Studs and Rollers Spun on, Small Wires riveted, or Parts soldered together, etc., which it is necessary to furnish in combination.

Every combination of parts sent out has its specific number which, although not stamped on Parts (except in above case), must be used when ordering the combination.

Each number always indicates the **SAME PART** in whatever list it appears, or for whatever Machine.

The letters after some of the numbers indicate the style of finish only, as follows:

- A. Hardened, Polished and Plated.
- B. Polished and Plated.
- C. Hardened only.
- D. Polished only.
- E. Soft, not polished.
- F. Hardened and Polished.
- H. Blued.
- J. Nickel Plated only
- R. Merized.
- Y. Black Nickel Plated only.

These letters **MUST BE USED** when they appear in the list and **AFTER** the number, as in the list.

In this series

- 200001 to 201500 and 350001 to 351500 are Screw Numbers.
- 201501 to 201800 and 351501 to 351800 are Nut Numbers.
- 201801 to 202000 and 350801 to 352000 are Roller Numbers.
- 202001 to 350000 are Numbers of Machine Parts.


The figures in the second column refer only to the plate in which the illustration of the part is shown and are **NOT TO BE USED** in ordering.

Two or more numbers over a cut indicate that the difference between such parts is not visible in an illustration.

Parts marked with an asterisk (*) are furnished only when repairs are made at the factory.

LIST OF PARTS COMPLETE

FOR



MACHINE No. 46w61

HIGH SPEED. DROP FEED. CYLINDER BED

For Tailoring

In gauges from $\frac{1}{32}$ to $\frac{1}{2}$ inch

No.	Plate	Name
*238238	- -	Arm
202247	15151	" Cap
200278H	15126	" " Screw
202248	15189	" " " Washer
204235	15153	" Position Pin (2)
200010E	15189	" Screw (3)

No.	Plate	Name	No.	Plate	Name
202005	15189	Arm Screw Washer (3)	203470	15189	Bobbin (2)
233691	15152	" Shaft with 200357E and 224392	*203520	-----	" Case
202243	15151	" " Bushing (back) with	203648	15189	" " Latch
		202244	*202056	-----	" " " Pin
202244	-----	Arm Shaft Bushing (back) Oil	203473	15189	" " " Plunger
		Packing (wick)	203474	15189	" " " Spring
200338c	15153	Arm Shaft Bushing (back) Set	233636	15189	" " Lever
		Screw	*233640	-----	" " " Eccentric
207080	15151	Arm Shaft Bushing (front) with	221147	15189	" " " " Position
		202244			Pin
202244	-----	Arm Shaft Bushing (front) Oil	203577	15153	Bobbin Case Lever Fulcrum (left)
		Packing (wick)			with 203579
200502B	15189	Arm Shaft Bushing (front) Oil	203576	15189	Bobbin Case Lever Fulcrum (right)
		Packing Thumb Screw			with 203579
200338c	15153	Arm Shaft Bushing (front) Set	200110b	15153	Bobbin Case Lever Fulcrum Screw
		Screw	203578	15189	" " " Slide
235003	15151	Arm Shaft Connection Belt	203579	15189	" " " " Stud
224200	15151	" " " " Pulley	203214	15189	" " Tension Spring
		with 200327c, 200602E and two	200984c	15189	" " " " Regulat-
		202253			ing Screw
200602E	15126	Arm Shaft Connection Belt Pulley	200594c	15189	Bobbin Case Tension Spring Screw
		Position Screw	203216	-----	" " Washer (cloth)
200327c	15126	Arm Shaft Connection Belt Pulley	203521	15189	Bobbin Case complete, Nos. 200594c,
		Set Screw			200984c, 202056, 203214, 203216,
202253	15126	Arm Shaft Connection Belt Pulley			203473, 203474, 203520 and 203648
		Spring Flange	239007	15126	Cylinder End Cover Rest
233692	15151	Arm Shaft Connection Belt Timing	200110b	15153	" " " " Screw
		Plate	202274	15152	Face Plate
200164b	15126	Arm Shaft Connection Belt Timing	202135	15126	" " Position Pin
		Plate Screw (2)	200462B	15126	" " Thumb Screw
224392	-----	Arm Shaft Oil Packing (wick) ..	233694	15189	Feed Bar with 213610
200357E	15126	" " " " Stop Screw	213298	15189	" " Connecting Link
235806	15152	Balance Wheel (belt groove 2½ in.			two 200072c
		diam.) with 200328c and 200335c	200072c	15189	Feed Bar Connecting Link Pinch
200328c	15126	Balance Wheel Position Screw ..			Screw
200335c	15126	" " Set Screw	200935E	15189	Feed Bar Connecting Link Screw
*238239	-----	Bed (cylinder)			Stud
239003	15152	" " End Cover	201531E	15153	Feed Bar Connecting Link Screw
213890	-----	" Base (4 in. high)			Stud Nut
202184	15126	" Clamp	213610	15153	Feed Bar Connecting Link Stud ..
200262B	15153	" " Hinge Screw	212402	15163	" Dog, for 238221
202622	15189	" " Packing Washer	238228	15163	" " " 238223
200728B	15126	" " Thumb Screw	212413	15163	" " " 238211
202185	15126	" " Washer	238229	15163	" " " 238209
202618	15152	" Hinge	238230	15163	" " " 238214
200030B	15126	" " Screw (6)	350149E	15153	" " Screw, for use with plat-
213335	15151	" Slide (back)			form throat plates
239005	15151	" " Clamp Plate (back)	221163	15153	Feed Dog Stop Washer, for use
235007	15151	" " " " (front)			with platform throat plates
200582B	15189	" " " " Screw (4) ..			

From the library of the American Needle Corporation

No.	Plate	Name
200346c	15153	Hook Driving Counter Shaft Bushing (back) Set Screw
235017	15154	Hook Driving Counter Shaft Bushing (front)
200346c	15153	Hook Driving Counter Shaft Bushing (front) Set Screw
235018	15155	Hook Driving Counter Shaft Gear with 200382c and 200398c
200398c	15155	Hook Driving Counter Shaft Gear Position Screw
200382c	15156	Hook Driving Counter Shaft Gear Set Screw
235019	15156	Hook Driving Counter Shaft Oil Tube (brass)
238241	15152	Hook Driving Shaft
235021	15154	" " " Bushing
200346c	15153	" " " " Set Screw
203244	15153	" " " Collar with two 200393c
200393c	15153	Hook Driving Shaft Collar Set Screw
235064	15154	Hook Driving Shaft Connection Belt Pulley with 202253 and two 201254c
201254c	15156	Hook Driving Shaft Connection Belt Pulley Set Screw
202253	15153	Hook Driving Shaft Connection Belt Pulley Spring Flange
235018	15155	Hook Driving Shaft Gear with 200382c and 200398c
200398c	15155	Hook Driving Shaft Gear Position Screw
200382c	15156	Hook Driving Shaft Gear Set Screw
203525	15156	" Gib
201253c	15166	" " Screw
238242	15154	" Saddle (left) with 200446c, 202299 and two 200110c
238243	-----	Hook Saddle (left) complete, Nos. 200556u, 203524, 203577, 203578, 203602, 233636, 233697, 238237, 238242 and 239007
203603	15154	Hook Saddle (right) with 200110c and 202299
238244	---	Hook Saddle (right) complete, Nos. 200556u, 203524, 203576, 203578, 203603, 233636, 233697 and 238237

No.	Plate	Name
202299	---	Hook Saddle Oil Packing (wick) ..
200541c	15156	" " " Screw (3)
350259c	15156	" " " (long)
225837	15156	" " " Washer (4)
238237	15156	" Washer with 233640 and two 221147
238206	15156	Needle Bar (hollow)
233829	15166	" " Bushing
200352c	15166	" " " Set Screw
202552	15166	" " Connecting Link
236073	15166	" " " " Oil Guard
200161b	15166	Needle Bar Connecting Link Oil Guard Screw
202333	15166	Needle Bar Connecting Link Stud with 202254
202254	-----	Needle Bar Connecting Link Stud Oil Packing (wick)
200383c	15153	Needle Bar Connecting Link Stud Set Screw
200374c	15166	Needle Bar Connecting Link Stud Set Screw
223688	15166	Needle Bar Connecting Stud with 200072c and 202330
202330	---	Needle Bar Connecting Stud Oil Packing (wick)
200072c	15189	Needle Bar Connecting Stud Pinch Screw
202551	15154	Needle Bar Crank with 200335c, 200374c, 200383c, 200428c and 202333
203172	15166	Needle Bar Crank Friction Washer ..
200428c	15166	" " " Position Screw ..
200335c	15126	" " " Set Screw
231389	15156	Needle Holder, needles $\frac{1}{8}$ in. apart and must be set diagonally, in gauges $\frac{1}{16}$, $\frac{3}{16}$ and $\frac{1}{4}$ in., with 201030c and two 200141c
231383	15156	Needle Holder, in gauges from $\frac{1}{8}$ to $\frac{1}{2}$ in., in steps of $\frac{1}{16}$ in., with 201030c and two 200141c
201030c	15156	Needle Holder Screw
200141c	15156	" Set Screw
244033	---	Presser Bar (hollow)
202335	15154	" " 244033 with 200074c ..
208260	15156	" " Bushing
200363c	15156	" " " Set Screw
202554	15156	" " Lifter

No.	Plate	Name
200653c	15157	Presser Bar Lifter Hinge Screw
244006	15157	" " Lifting Releasing Lever Bracket
200260d	15156	Presser Bar Lifting Releasing Lever Bracket Guide Screw
206608	15157	Presser Bar Lifting Releasing Lever Bracket Spring
202337	15157	Presser Bar Position Guide
202338	15157	" " " " Lever with 200086F
200086F	15157	Presser Bar Position Guide Lever Pinch Screw
200352c	15166	Presser Bar Position Guide Set Screw
202343	15157	Presser Bar Spring
202346	15157	" " " Stop Rod
200492B	15157	" " Thumb Screw (pressure regulating)
200475B	15157	Presser Bar Thumb Screw Thumb Set Screw
202355	15157	Presser Bar Thumb Screw Thumb Set Screw Packing (brass)
229009	15166	Presser Foot, 50 needle hole, in gauges $\frac{3}{16}$, $\frac{7}{16}$, $\frac{1}{2}$ and $\frac{9}{16}$ inch
229102	13071	Presser Foot, 46 needle hole, in gauges from $\frac{3}{16}$ to $\frac{1}{2}$ in., in steps of $\frac{1}{32}$ inch
229103	13071	Presser Foot, 46 needle hole, in gauges $\frac{1}{2}$, $\frac{9}{16}$ and $\frac{5}{8}$ inch
229104	13071	Presser Foot, 46 needle hole, in gauges from $\frac{1}{2}$ to $\frac{1}{2}$ in., in steps of $\frac{1}{32}$ inch
200074F	15157	Presser Foot Screw
234144	15158	Take-up Lever
202399	15158	" " Driving Stud with 202277
202277	----	Take-up Lever Driving Stud Oil Packing (wick)
202400	15158	Take-up Lever Hinge Stud with 202423
202423	----	Take-up Lever Hinge Stud Oil Packing (wick)
200383c	15153	Take-up Lever Hinge Stud Set Screw
202401	----	Take-up Lever Oiling Felt
200132E	15158	" " " " Screw
234086	15159	Tension Bracket with two each 200397H, 201224B and 236060

No.	Plate	Name
236098	15158	Tension Bracket Thread Guide (double)
200174H	15158	Tension Bracket Thread Guide Screw
200159F	15158	Tension Bracket Screw
234047	15158	" " " Socket
200368H	15158	" " " " Set Screw
234087	----	Tension Bracket complete, Nos. 200174H, 200978H, 201199F, 223703, 223706, 234086, 236098, 237174, two each 13710, 200309E, 204059, 204271, 223704, three 201572B and four 244048
244048	15158	Tension Disc
236060	15158	" " Position Pin
223703	15159	" Release Lever
235072	15159	" " " Rod
200309E	15158	" " " Screw
223704	15158	" " Plunger
204271	15158	" " Washer
13710	15158	" Spring
201224B	15158	" Stud
201572B	10881	" Thumb Nut
223706	15159	Thread Controller Disc
200978H	15159	" " " Screw
237174	15159	" " " Spring
242117	15159	" " " Stop
200132E	15158	" " " " Screw
201199F	15159	" " Stud with 204925
200064C	15159	" " " Set Screw
201572B	10881	" " " Thumb Nut
204925	15159	" " " Washer
202414	15160	" Guide
202415	15160	" " "
202417	15160	" " "
203313	15160	" " "
200355H	15160	" " Set Screw
200397H	15160	" " " "
200582H	15189	" " Screw
202091	15160	" Retainer Sleeve
202092	15160	" " Spring
204058	15160	" " Stud
200397H	15160	" " " Set Screw
204059	----	Thread Retainer complete, Nos. 202091, 202092 and 204058
238221	15162	Throat Plate, 50 needle hole, needles $\frac{1}{2}$ in. apart, for needle sizes 14 and 15, in gauges $\frac{1}{16}$, $\frac{3}{16}$ and $\frac{1}{8}$ in., for 212402

No.	Plate	Name
238223	15162	Throat Plate, 46 needle hole, for needle sizes 16 and 18, in gauges $\frac{3}{16}$ and $\frac{1}{4}$ in., for 238228
238211	15162	Throat Plate, 46 needle hole, for needle sizes 16 and 18, in gauges $\frac{3}{16}$ and $\frac{1}{4}$ in., for 212413
238209	15162	Throat Plate, 46 needle hole, for needle sizes 16 and 18, in gauges $\frac{3}{16}$ and $\frac{1}{4}$ in., for 238229
238214	15162	Throat Plate, 46 needle hole, for needle sizes 16 and 18, in gauges from $\frac{3}{16}$ to $\frac{1}{4}$ in., in steps of $\frac{1}{32}$ in., for 238230
200577H	15160	Throat Plate Screw (2)

LIST OF PARTS COMPLETE

FOR

MACHINE No. 46w62

HIGH SPEED. DROP FEED. CYLINDER BED.

ALTERNATING PRESSERS

For Tailoring

In gauges from $\frac{3}{16}$ to $\frac{1}{2}$ inch

No.	Plate	Name
*238245	---	Arm
202247	15151	" Cap
200278H	15126	" " Screw
202248	15189	" " Washer
204235	15153	" Position Pin (2)
200010E	15189	" Screw (3)
202005	15189	" Washer (3)
233691	15152	" Shaft with 200357E and 224392
202243	15151	" " Bushing (back) with 202244
202244	---	Arm Shaft Bushing (back) Oil Packing (wick)
200338c	15153	Arm Shaft Bushing (back) Set Screw
207080	15151	Arm Shaft Bushing (front) with 202244
202244	---	Arm Shaft Bushing (front) Oil Packing (wick)
200502B	15189	Arm Shaft Bushing (front) Oil Packing Thumb Screw
200338c	15153	Arm Shaft Bushing (front) Set Screw
235003	15151	Arm Shaft Connection Belt
224200	15151	" " " " Pulley with 200327c, 200602E and two 202253
200602E	15126	Arm Shaft Connection Belt Pulley Position Screw
200327c	15126	Arm Shaft Connection Belt Pulley Set Screw
202253	15126	Arm Shaft Connection Belt Pulley Spring Flange

From The Original Diamond Needle Corp

No.	Plate	Name
233692	15151	Arm Shaft Connection Belt Timing Plate
200164B	15126	Arm Shaft Connection Belt Timing Plate Screw (2)
224392	----	Arm Shaft Oil Packing (wick)
200357E	15126	" " " " Stop Screw ..
235806	15152	Balance Wheel (belt groove 2 1/2 in. diam.) with 200328c and 200335c
200328c	15126	Balance Wheel Position Screw
200335c	15126	" " Set Screw
*238239	----	Bed (cylinder)
239003	15152	" " End Cover
213890	----	" Base (4 in. high)
203184	15126	" Clamp
200262II	15153	" " Hinge Screw
202622	15189	" " Packing Washer
200728B	15126	" " Thumb Screw
203185	15126	" " Washer
202618	15152	" Hinge
200030II	15126	" " Screw (6)
213335	15151	" Slide (back)
239005	15151	" " Clamp Plate (back)
235007	15151	" " " " (front)
200582II	15189	" " " " Screw (4) ..
203470	15189	Bobbin (2)
*203520	----	" Case
203648	15189	" " Latch
*202056	----	" " " Pin
203473	15189	" " " Plunger
203474	15189	" " " Spring
233636	15189	" " " Lever
*233640	----	" " " Eccentric
221147	15189	" " " Position Pin
203577	15153	" " " Fulcrum (left) with 203579
203576	15189	Bobbin Case Lever Fulcrum (right) with 203579
200110D	15153	Bobbin Case Lever Fulcrum Screw
203578	15189	" " " Slide
203579	15189	" " " Stud
203214	15189	" " " Tension Spring
200984c	15189	" " " " Regulat- ing Screw
200594c	15189	Bobbin Case Tension Spring Screw
203216	----	" " Washer (cloth)
203521	15189	Bobbin Case complete, Nos. 200594c, 200984c, 202056, 203214, 203216, 203473, 203474, 203520 and 203648

No.	Plate	Name
239007	15126	Cylinder End Cover Rest
200110D	15153	" " " " Screw ..
233610	15152	Face Plate
200462B	15126	" " Thumb Screw
233694	15189	Feed Bar with 213610
213298	15189	" " Connecting Link with two 200072c
200072c	15189	Feed Bar Connecting Link Pinch Screw
200935F	15189	Feed Bar Connecting Link Screw Stud
201531E	15153	Feed Bar Connecting Link Screw Stud Nut
213610	15153	Feed Bar Connecting Link Stud ..
212402	15163	" Dog, for 238221
238228	15163	" " " 238223
212413	15163	" " " 238211
238229	15163	" " " 238209
238230	15163	" " " 238214
350449E	15153	" " Screw, for use with plat- form throat plates
221163	15153	Feed Dog Stop Washer, for use with platform throat plates
233611	15154	Feed Driving Eccentric Regulating Bracket
233612	----	Feed Driving Eccentric Regulating Bracket 233611 with 224200, two each 201408c and 201525E
201498c	15153	Feed Driving Eccentric Regulating Bracket Hinge Screw
201525E	15153	Feed Driving Eccentric Regulating Bracket Hinge Screw Nut
202201	15153	Feed Driving Eccentric Regulating Bracket Plunger
202595	15153	Feed Driving Eccentric Regulating Bracket Plunger Spring
200697c	15153	Feed Driving Eccentric Regulating Bracket Plunger Spring Stop Screw
201408c	15153	Feed Driving Eccentric Regulating Bracket Stop Screw
201525E	15153	Feed Driving Eccentric Regulating Bracket Stop Screw Nut
200429c	15153	Feed Driving Eccentric Regulating Screw
200383c	15153	Feed Driving Eccentric Regulating Screw Check Screw

No.	Plate	Name
235011	15154	Feed Driving Rock Shaft
235080	15153	" " " " Bearing
235081	15153	" " " " " "
		Bracket
201520c	15153	Feed Driving Rock Shaft Bearing Nut
208636	15153	Feed Driving Rock Shaft Bearing Washer
235066	15154	Feed Driving Rock Shaft Bushing
200346c	15153	" " " " " "
		Set Screw
203244	15153	Feed Driving Rock Shaft Collar with two 200393c
200393c	15153	Feed Driving Rock Shaft Collar Set Screw
235842	15152	Feed Driving Rock Shaft Connection with 200054c and 202277
200919c	15153	Feed Driving Rock Shaft Connection Hinge Screw
201522c	15153	Feed Driving Rock Shaft Connection Hinge Screw Nut
202277	Feed Driving Rock Shaft Connection Oil Packing (wick)
200054c	15153	Feed Driving Rock Shaft Connection Pinch Screw
210559	15153	Feed Driving Rock Shaft Connection Stop Collar with two 200378c
200378c	15153	Feed Driving Rock Shaft Connection Stop Collar Set Screw
221164	15155	Feed Driving Rock Shaft Crank with 200038c
200038c	15155	Feed Driving Rock Shaft Crank Pinch Screw
233695	15155	Feed Lifting Cam with 200392c and 200447c
200447c	15155	Feed Lifting Cam Position Screw
233696	15155	" " " Retainer
200583H	15155	" " " " Screw
200392c	15155	" " " Set Screw
233615	15154	" Regulating Spindle with 202311, 202443 and 202619
*202311		Feed Regulating Spindle Head
202443	15155	" " " " Pin
202619	15155	" " " " Position Pin
203061	15152	Foot Lifter Lifting Lever
200262H	15153	" " " " Hinge Screw

No.	Plate	Name
233390	15155	Foot Lifter Lifting Lever Hinge Screw Washer
233361	15155	Foot Lifter Lifting Lever Position Spring
2002730	15155	Foot Lifter Lifting Lever Position Spring Screw
*203522	Hook (sewing)
203523	15155	" 203522 with 203525 and two 201253c
203524	Hook and Bobbin Case complete, Nos. 203521 and 203523
233697	15155	Hook Bevel Gear Socket, 18 teeth
203602	15155	" " " " Bushing (left)
200446c	15155	Hook Bevel Gear Socket Bushing Position Screw
200556H	15155	Hook Bevel Gear Socket Screw
238240	15155	" " Pinion (left) with two 200386c
233698	15155	Hook Bevel Pinion (right) with two 200386c
200386c	15166	Hook Bevel Pinion Set Screw
235015	15154	" Driving Counter Shaft
235016	15154	" " " " Bushing (back)
200346c	15153	Hook Driving Counter Shaft Bushing (back) Set Screw
235017	15154	Hook Driving Counter Shaft Bushing (front)
200346c	15153	Hook Driving Counter Shaft Bushing (front) Set Screw
235018	15155	Hook Driving Counter Shaft Gear with 200382c and 200398c
200398c	15155	Hook Driving Counter Shaft Gear Position Screw
200382c	15156	Hook Driving Counter Shaft Gear Set Screw
235019	15156	Hook Driving Counter Shaft Oil Tube (brass)
238241	15152	Hook Driving Shaft
235021	15154	" " " Bushing
200346c	15153	" " " " Set Screw
203244	15153	" " " Collar with two 200393c
200393c	15153	Hook Driving Shaft Collar Set Screw
235061	15154	Hook Driving Shaft Connection Belt Pulley with 202253 and two 201254c

No.	Plate	Name
202355	15157	Presser Bar Thumb Screw Thumb Set Screw Packing (brass)
234045	15158	Take-up Lever
208557	15158	" " Driving Stud with 202277
202277	-----	Take-up Lever Driving Stud Oil Packing (wick)
202400	15158	Take-up Lever Hinge Stud with 202423
202423	---	Take-up Lever Hinge Stud Oil Packing (wick)
200383c	15153	Take-up Lever Hinge Stud Set Screw
208558	15158	Take-up Lever Oil Guard with 223655 and 221572
200161u	15166	Take-up Lever Oil Guard Screw ..
208568	15158	" " " Leader
202254	---	" " " " Packing (wick)
223655	---	Take-up Lever Oiling Felt
224572	15158	" " " " Rivet ..
234086	15159	Tension Bracket with two each 200397u, 201224b and 236060
236098	15158	Tension Bracket Thread Guide (double)
200174u	15158	Tension Bracket Thread Guide Screw
200159e	15158	Tension Bracket Screw
234047	15158	" " " " Secket
200368u	15158	" " " " " Set Screw
234087	---	Tension Bracket complete, Nos. 200174u, 200978u, 201199e, 223703, 223706, 234086, 236098, 237174, two each 13710, 200309e, 204059, 204271, 223704, three 201572b and four 244048
244048	15158	Tension Disc
236060	15158	" " Position Pin
223703	15159	" Release Lever
235072	15159	" " " Rod
200309e	15158	" " " Screw
223704	15158	" " Plunger
233981	15159	" " Slide
208560	15159	" " " Spring
204271	15158	" " Washer
13710	15158	" Spring
201224b	15158	" Stud
201572b	10881	" Thumb Nut

No.	Plate	Name
223706	15159	Thread Controller Disc
200978u	15159	" " " " Screw
237174	15159	" " Spring
212117	15159	" " " Stop
200132e	15158	" " " " Screw ..
201199e	15159	" " Stud with 204925 ..
200061c	15159	" " " Set Screw
201572b	10881	" " " Thumb Nut
204925	15159	" " " Washer
202114	15160	" Guide
202115	15160	" "
202117	15160	" "
203313	15160	" "
200355u	15160	" " Set Screw
200397u	15160	" " " "
200582u	15189	" " Screw
202091	15160	" Retainer Sleeve
202092	15160	" " Spring
204058	15160	" " Stud
200397u	15160	" " " Set Screw
204059	---	Thread Retainer complete, Nos. 202091, 202092 and 204058
238221	15162	Throat Plate, 50 needle hole, needles $\frac{1}{8}$ in. apart, for needle sizes 14 and 15, in gauges $\frac{1}{16}$, $\frac{1}{8}$ and $\frac{3}{16}$ in., for 212402
238223	15162	Throat Plate, 46 needle hole, for needle sizes 16 and 18, in gauges $\frac{1}{8}$ and $\frac{1}{4}$ in., for 238228
238211	15162	Throat Plate, 46 needle hole, for needle sizes 16 and 18, in gauges $\frac{1}{8}$ and $\frac{3}{16}$ in., for 212413
238209	15162	Throat Plate, 46 needle hole, for needle sizes 16 and 18, in gauges $\frac{1}{8}$ and $\frac{1}{4}$ in., for 238229
238214	15162	Throat Plate, 46 needle hole, for needle sizes 16 and 18, in gauges from $\frac{1}{16}$ to $\frac{1}{4}$ in., in steps of $\frac{1}{32}$ in., for 238230
200577u	15160	Throat Plate Screw (2)
233630	15160	Vibrating Presser Bar
233631	15160	" " " Hinge Bracket
233632	15160	Vibrating Presser Bar Position Stop
200190b	15160	Vibrating Presser Bar Position Stop Screw

No.	Plate	Name
200066b	15160	Vibrating Presser Bar Screw (2)...
204493	15160	" " " Spring
206670	11983	" " Foot, for 206718 ..
206671	11983	" " " " 229641 ..
206661	11983	" " " " 229642 ..
229651	11793	" " " " 229650 ..
229653	11793	" " " " 229652, in gauges $\frac{1}{16}$, $\frac{1}{8}$, $\frac{3}{16}$ and $\frac{1}{2}$ inch ...
200098F	15160	Vibrating Presser Foot Screw
203357	15160	" " " " Washer

ACCESSORIES

FOR MACHINES NOS. 46w61 and 46w62

No.	Plate	Name
203470	15189	Bobbin (10)
*225482	-----	" Case Screw Driver Blade ...
*225483	-----	" " " " Handle ...
225497	11156	Bobbin Case Screw Driver complete, Nos. 225482 and 225483 ..
227104	---	Drip Pan (cast iron, square) with one wood screw $1\frac{1}{2}$ in., No. 14, R.H.B.
41401	11156	Machine Rest Pin (wood)
126 x 3	-----	Needles, four each, sizes 16, 18 and 20
120342	11156	Oiler (copper plated) with 120343
120343	11156	" Spout, $3\frac{1}{2}$ in. long, for 120342
*225484	---	Screw Driver Blade
*225485	---	" " Handle
225498	11156	Screw Driver complete ($7\frac{1}{2}$ in. long), Nos. 225484 and 225485 ..
204033	15161	Wrench
225554	11156	" (steel)

BOBBIN WINDER

Swing Automatic, Right Hand

225453	10884	Frame with 202277 and 225438
225454	10884	" Hinge Pin
202277	-----	" Oil Packing (wick)
225438	10884	" " Well Cap
225455	10884	" Spring
225456	10884	" " Plunger
202473	10885	Pulley with 200380c
200380c	15161	" Set Screw
225381	10884	Spindle
225444	10884	Stop Latch
200056E	10884	" " Screw
225458	10884	" " Thumb Lever
225459	10884	" " " " Hinge Stud
225459	10884	" " " " Joint Stud
202478	10884	" " Trip Lever
200299it	10884	" " " " Hinge Screw

No.	Plate	Name
225461	10881	Tension Bracket with 201499b
200082D	10881	" " Screw
228026	10884	" " Washer
2102	10881	" Disc
202407	10881	" Spring
201499B	10881	" Stud
201572B	10881	" " Thumb Nut
225462	10881	Bobbin Winder Tension Bracket complete, Nos. 201572b, 202407, 225461 and two 2102
225433	10885	Bobbin Winder and Tension Bracket Base
225382	10885	Universal Bobbin Winder complete, Nos. 200056e, 200082b, 200299a, 202473, 202478, 225381, 225433, 225444, 225453 to 225456, 225458, 225462, 228026, two each 225459 and wood screws $\frac{1}{4}$ in., No. 12, R.H.B.

FOOT LIFTER

227952	11156	Foot Lifter Lever with 227954
227678	11156	" " Chain, 48 in. long, with 202781
227954	15161	Foot Lifter Lever Chain Hook (lower)
202784	15161	Foot Lifter Lever Chain Hook (upper)
225016	15161	Foot Lifter Lever Hinge Pin
227953	11156	" " Stand with two wood screws $\frac{1}{4}$ in., No. 12
227955	11156	Foot Lifter Lever complete, Nos. 225016, 227678, 227952 and 227953

THREAD UNWINDER

225389	14083	Spool Rest (for one spool) with 201018c
225395	14083	Spool Rest (for two spools) with 201018c
225388	14083	Spool Rest Rod
200383c	15153	" " Set Screw
201018c	15161	" " Set Screw
202490	14083	" Stand with 200383c

No.	Plate	Name
225391	14083	Thread Guide
201696a	15161	" " Lock Nut
225326	---	" " Position Cup
225324	14083	" " Rod with 208e and 225322
208e	15161	Thread Guide Rod Screw
225322	---	" " Washer
225397	14083	Thread Unwinder (for three spools) complete, Nos. 201696a, 202490, 225324, 225326, 225388, 225389, 225395, three each 225391 and wood screws $\frac{1}{4}$ in., No. 12

FEED DOGS

212402	15163	Feed Dog, for 238221
212413	15163	" " " 238211
212421	15163	" " " 238214
212437	15163	" " " 238211
221135	15163	" " " long stitch, for 238211
238227	15163	" " " 238207
238228	15163	" " " 238223
238229	15163	" " " 238209
238230	15163	" " " 238211
238231	15163	" " " 238220

PRESSER FEET

FOR MACHINE No. 46w61

229009	15166	Presser Foot, 50 needle hole, in gauges $\frac{1}{16}$, $\frac{3}{16}$, $\frac{1}{4}$, $\frac{5}{16}$ and $\frac{3}{8}$ inch
229102	13071	Presser Foot, 46 needle hole, in gauges from $\frac{1}{16}$ to $\frac{1}{4}$ in., in steps of $\frac{1}{32}$ inch
229103	13071	Presser Foot, 46 needle hole, in gauges $\frac{1}{16}$, $\frac{3}{16}$ and $\frac{1}{4}$ inch
229104	13071	Presser Foot, 46 needle hole, in gauges from $\frac{1}{16}$ to $\frac{1}{4}$ in., in steps of $\frac{1}{32}$ inch

No.	Plate	Name
229536	14022	Presser Foot, 46 needle hole, in gauges from $\frac{3}{8}$ to $\frac{1}{2}$ in. in steps of $\frac{1}{16}$ in., for strip work
229539	14022	Presser Foot, 46 needle hole, in gauges from $\frac{1}{4}$ to $\frac{1}{2}$ in. in steps of $\frac{1}{16}$ inch
229540	14022	Presser Foot, 53 needle hole, in gauges from $\frac{3}{8}$ to $\frac{1}{2}$ in. in steps of $\frac{1}{16}$ inch
229573	13071	Presser Foot, 46 needle hole, in gauges from $\frac{3}{8}$ to $\frac{1}{2}$ in. in steps of $\frac{1}{16}$ inch
229575	13071	Presser Foot, 46 needle hole, in gauges from $\frac{3}{8}$ to $\frac{1}{2}$ in. in steps of $\frac{1}{16}$ inch
202090	15161	Presser Foot Hinge Pin
230795	15161	" " " "
229130	"	" " Plate, for 229131
229132	"	" " " " 229133
229134	"	" " " " 229135
229171	"	" " " " 229172
229173	"	" " " " 229174
229175	"	" " " " 229176
229201	"	" " " " 229202
229219	"	" " " " 229220
229221	"	" " " " 229222
229223	"	" " " " 229224
229537	"	" " " " 229538
202923	"	" " Shank
229131	15164	Presser Foot (hinged) complete, 46 needle hole, in gauges $\frac{1}{4}$, $\frac{5}{16}$ and $\frac{3}{8}$ in., Nos. 202923, 229130 and 230795
229133	15164	Presser Foot (hinged) complete, 46 needle hole, in gauges $\frac{3}{8}$, $\frac{1}{2}$, $\frac{5}{8}$ in., Nos. 202923, 229132 and 230795
229135	15164	Presser Foot (hinged) complete, 46 needle hole, in gauges $\frac{11}{16}$, $\frac{3}{4}$, $\frac{7}{8}$ and $\frac{1}{2}$ in., Nos. 202923, 229134 and 230795
229172	15164	Presser Foot (hinged) complete, 38 needle hole, in gauges from $\frac{1}{4}$ to $\frac{3}{8}$ in., in steps of $\frac{1}{16}$ in., Nos. 202923, 229171 and 230795
229174	15164	Presser Foot (hinged) complete, 38 needle hole, in gauges $\frac{11}{16}$, $\frac{3}{4}$, $\frac{7}{8}$ and $\frac{1}{2}$ in., Nos. 202923, 229173 and 230795

No.	Plate	Name
229176	15164	Presser Foot (hinged) complete, 38 needle hole, in gauges $\frac{11}{16}$ and $\frac{1}{2}$ in., Nos. 202923, 229175 and 230795
229202	15164	Presser Foot (hinged) complete, 46 needle hole, in gauges $\frac{11}{16}$ and $\frac{1}{2}$ in., Nos. 202923, 229201 and 230795
229220	13090	Presser Foot (hinged) complete, 38 needle hole, in gauges from $\frac{1}{4}$ to $\frac{3}{8}$ in., in steps of $\frac{1}{16}$ in., Nos. 202923, 229219 and 230795
229222	13090	Presser Foot (hinged) complete, 38 needle hole, in gauges $\frac{11}{16}$, $\frac{3}{4}$, $\frac{7}{8}$ and $\frac{1}{2}$ in., Nos. 202923, 229221 and 230795, for overall felling ..
229224	13090	Presser Foot (hinged) complete, 38 needle hole, in gauges $\frac{11}{16}$ and $\frac{1}{2}$ in., Nos. 202923, 229223 and 230795, for overall felling
229538	14022	Presser Foot (hinged) complete, 46 needle hole, in gauges from $\frac{1}{4}$ to $\frac{1}{2}$ in. in steps of $\frac{1}{16}$ in., Nos. 202090, 202923 and 229537, for strip work
FOR MACHINE No. 46w62		
206669	11983	Lifting Presser Foot, 46 needle hole, in gauges $\frac{3}{8}$ and $\frac{1}{2}$ in., for 206670
206708	11983	Lifting Presser Foot, 50 needle hole, in gauges $\frac{3}{8}$ and $\frac{1}{2}$ in., for 206710
206709	11983	Lifting Presser Foot, 46 needle hole, in gauges $\frac{3}{8}$ and $\frac{1}{2}$ in., for 206710
206711	11793	Lifting Presser Foot, 46 needle hole, in gauges $\frac{3}{8}$ and $\frac{5}{8}$ in., for 206713
206712	11983	Lifting Presser Foot, 50 needle hole, in gauges $\frac{3}{8}$ and $\frac{5}{8}$ in., for 206713
206718	15164	Lifting Presser Foot, 46 needle hole, in gauges $\frac{1}{4}$ and $\frac{3}{8}$ in., for 206670
229641	11793	Lifting Presser Foot, 46 needle hole, in gauges $\frac{3}{8}$, $\frac{1}{2}$, $\frac{5}{8}$, $\frac{3}{4}$ and $\frac{7}{8}$ in., for 206671

Form the library of: Diarios de Needle Co.

No.	Plate	Name
229642	11793	Lifting Presser Foot, 46 needle hole, in gauges $\frac{3}{8}$ and $\frac{7}{8}$ in., for 206661
229646	11984	Lifting Presser Foot, 50 needle hole, in gauges $\frac{3}{8}$, $\frac{5}{8}$ and $\frac{7}{8}$ in., for 206690
229650	11793	Lifting Presser Foot, 46 needle hole, in gauges $\frac{1}{4}$, $\frac{3}{8}$, $\frac{5}{8}$, $\frac{11}{16}$ and $\frac{3}{4}$ in., for 229651
229652	11793	Lifting Presser Foot, 46 needle hole, in gauges $\frac{11}{16}$, $\frac{3}{4}$, $\frac{15}{16}$ and $\frac{1}{2}$ in., for 229653
229656	11984	Lifting Presser Foot, 46 needle hole, in gauges $\frac{3}{8}$, $\frac{1}{2}$, $\frac{5}{8}$, $\frac{3}{4}$ and $\frac{7}{8}$ in., for 206671
229657	11984	Lifting Presser Foot, 46 needle hole, in gauges $\frac{3}{8}$ and $\frac{5}{8}$ in., for 206661
229658	11984	Lifting Presser Foot, 46 needle hole, in gauges $\frac{1}{4}$, $\frac{3}{8}$, $\frac{5}{8}$, $\frac{11}{16}$ and $\frac{3}{4}$ in., for 229651
229667	11984	Lifting Presser Foot, 46 needle hole, in gauges $\frac{11}{16}$, $\frac{3}{4}$, $\frac{15}{16}$ and $\frac{1}{2}$ in., for 229653
206661	11983	Vibrating Presser Foot, for 229642 and 229657
206713	11983	Vibrating Presser Foot, for 206711 and 206712
229651	11793	Vibrating Presser Foot, for 229650 and 229658
229653	11793	Vibrating Presser Foot, for 229652 and 229667, in gauges $\frac{11}{16}$, $\frac{3}{4}$, $\frac{15}{16}$ and $\frac{1}{2}$ inch
206670	11983	Vibrating Presser Foot, for 206669 and 206718
206671	11983	Vibrating Presser Foot, for 229641 and 229656
206690	11983	Vibrating Presser Foot, for 229646
206710	11983	" " " " 206708 and 206709

THROAT PLATES

No.	Plate	Name
238207	15162	Throat Plate, 50 needle hole, for needle sizes 14 and 15, in gauges $\frac{3}{8}$ and $\frac{1}{2}$ in., for 238227
238209	15162	Throat Plate, 46 needle hole, for needle sizes 16 and 18, in gauges $\frac{3}{8}$ and $\frac{1}{2}$ in., for 238229
238211	15162	Throat Plate, 46 needle hole, for needle sizes 16 and 18, in gauges from $\frac{3}{8}$ to $\frac{3}{4}$ in., in steps of $\frac{1}{16}$ in., for 212413, 212437 and 221139
238214	15162	Throat Plate, 46 needle hole, for needle sizes 16 and 18, in gauges from $\frac{1}{4}$ to $\frac{1}{2}$ in., in steps of $\frac{1}{16}$ in., for 212421 and 238230
238220	15162	Throat Plate, 50 needle hole, for needle sizes 14 and 15, in gauges $\frac{3}{8}$, $\frac{5}{8}$, $\frac{11}{16}$ and $\frac{3}{4}$ in., for 238231
238221	15162	Throat Plate, 50 needle hole, needles $\frac{1}{4}$ in. apart, for needle sizes 14 and 15, in gauges $\frac{3}{8}$, $\frac{5}{8}$ and $\frac{11}{16}$ in., for 212402
238223	15162	Throat Plate, 46 needle hole, for needle sizes 16 and 18, in gauges $\frac{3}{8}$ and $\frac{1}{2}$ in., for 238228

LAP SEAM FELLERS ON SWITCH-UP DEVICE

225337	15165	Lap Seam Feller on Shank, for $\frac{3}{8}$ to $\frac{3}{4}$ in. gauge machines, for M, MH, H, XH or XXH material. Has yielding spring
200160B	15161	Lap Seam Feller Screw
225689	15161	" " " " " Clamp Washer

Lap Seam Fellers on Switch-up Device

No.	Plate	Name
226203	15165	Lap Seam Feller Switch-up with 226206
225339	15165	Lap Seam Feller Switch-up Bracket with 200355H and 201537U
200157B	15161	Lap Seam Feller Switch-up Bracket Screw
200268B	15165	Lap Seam Feller Switch-up Hinge Screw
201531E	15153	Lap Seam Feller Switch-up Hinge Screw Nut
226205	15165	Lap Seam Feller Switch-up Latch
200305B	15165	" " " " " "
		Hinge Screw
204389	15165	Lap Seam Feller Switch-up Latch Spring
226206	15165	Lap Seam Feller Switch-up Latch Spring Pin
200355H	15160	Lap Seam Feller Switch-up Stop Screw
201537U	15161	Lap Seam Feller Switch-up Stop Screw Check Nut
225340	15165	Lap Seam Feller Switch-up Bracket complete, Nos. 200268B, 200305B, 201531E, 204389, 225339, 225689, 226203, 226205 and two 200160B ..
225338	-	Lap Seam Feller on Switch-up Bracket complete, Nos. 225337, 225340 and two 200157B

MISCELLANEOUS PARTS

Used in conjunction with Thread Unwinder

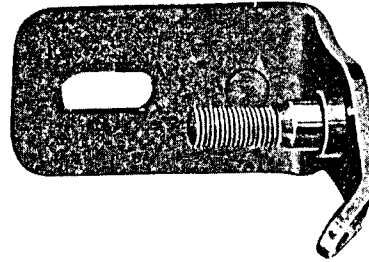
225377	14083	Spool Wire (for small spools)
60913	14083	" Weight with 60914
60914	-	" " Center Pin
27739	-	Thread Cone (wood)

NUMERICAL LIST OF PARTS FOR MACHINES Nos. 46w61 and 46w62

From the library of: Diamond Needle Corp

PLATE 10881—FULL SIZE

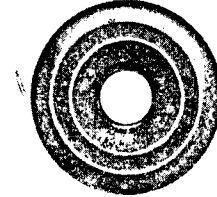
225461




200082 202104



2102



225462



202407



201499



201572



ILLUSTRATIONS OF PARTS

MACHINES

NO. 4484 and 4485

2390	1811	...
2391	1812	...
2392	1813	...
2393	1814	...
2394	1815	...
2395	1816	...
2396	1817	...
2397	1818	...
2398	1819	...
2399	1820	...

From the library of: Diamond Needle Corp

PLATE 10884—FULL SIZE

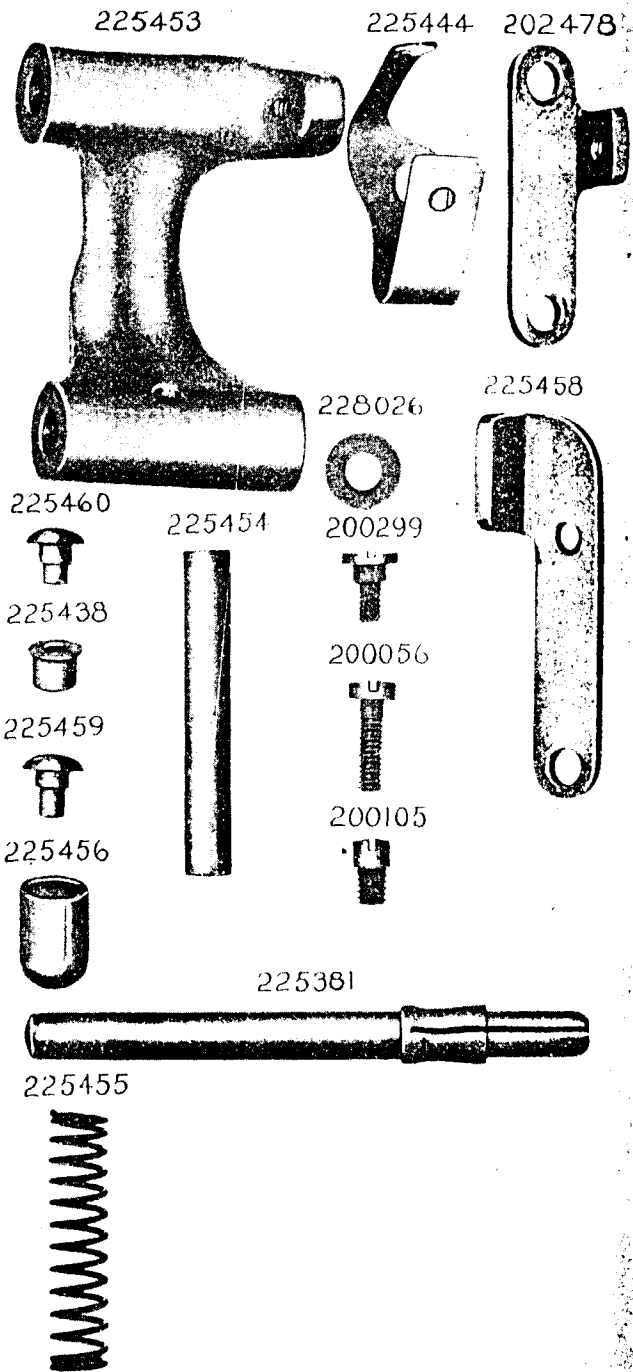


PLATE 10885—ONE-FOURTH SIZE




PLATE 11156 - ONE-FOURTH SIZE

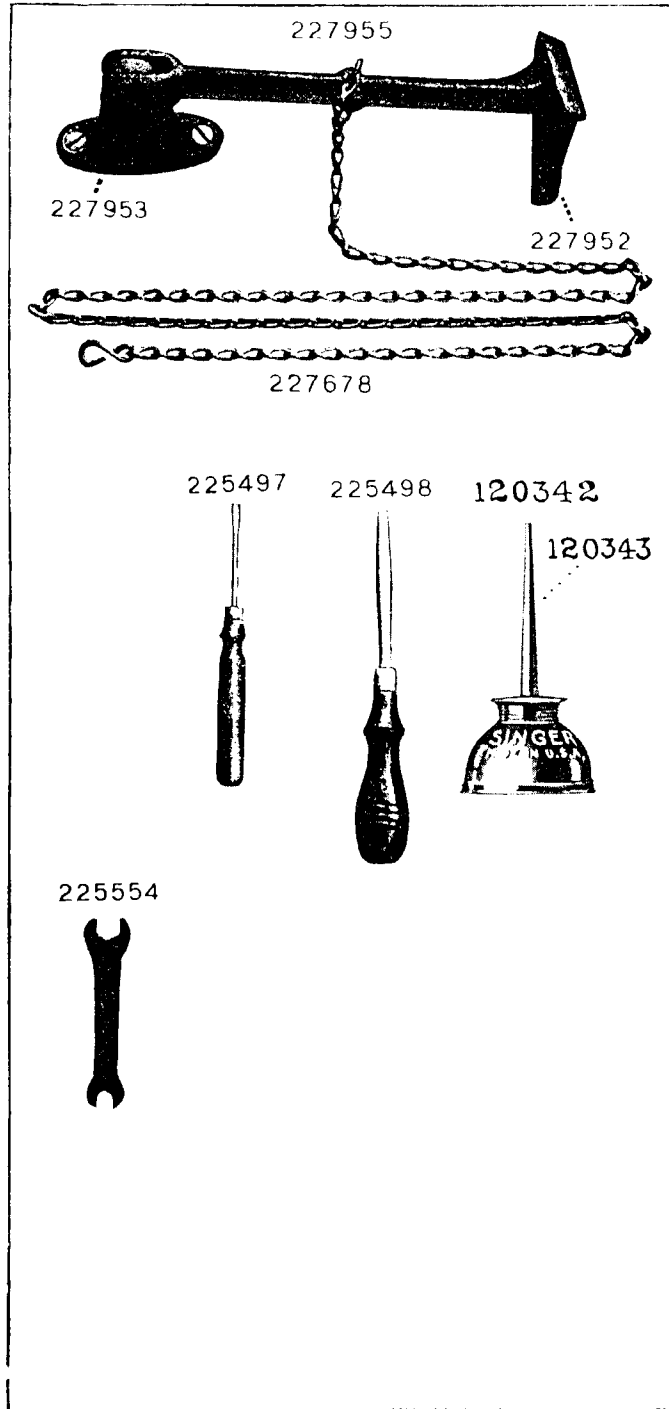


PLATE 11793 - FULL SIZE

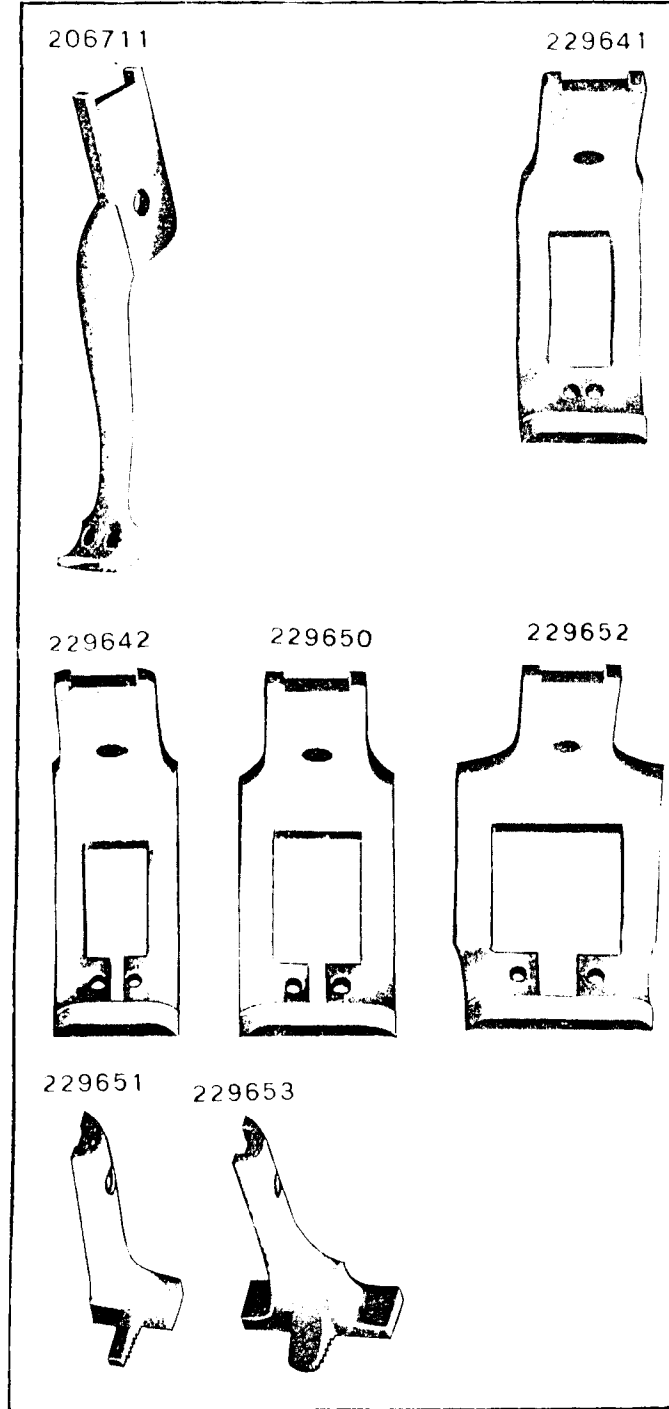


PLATE 11983 -FULL SIZE

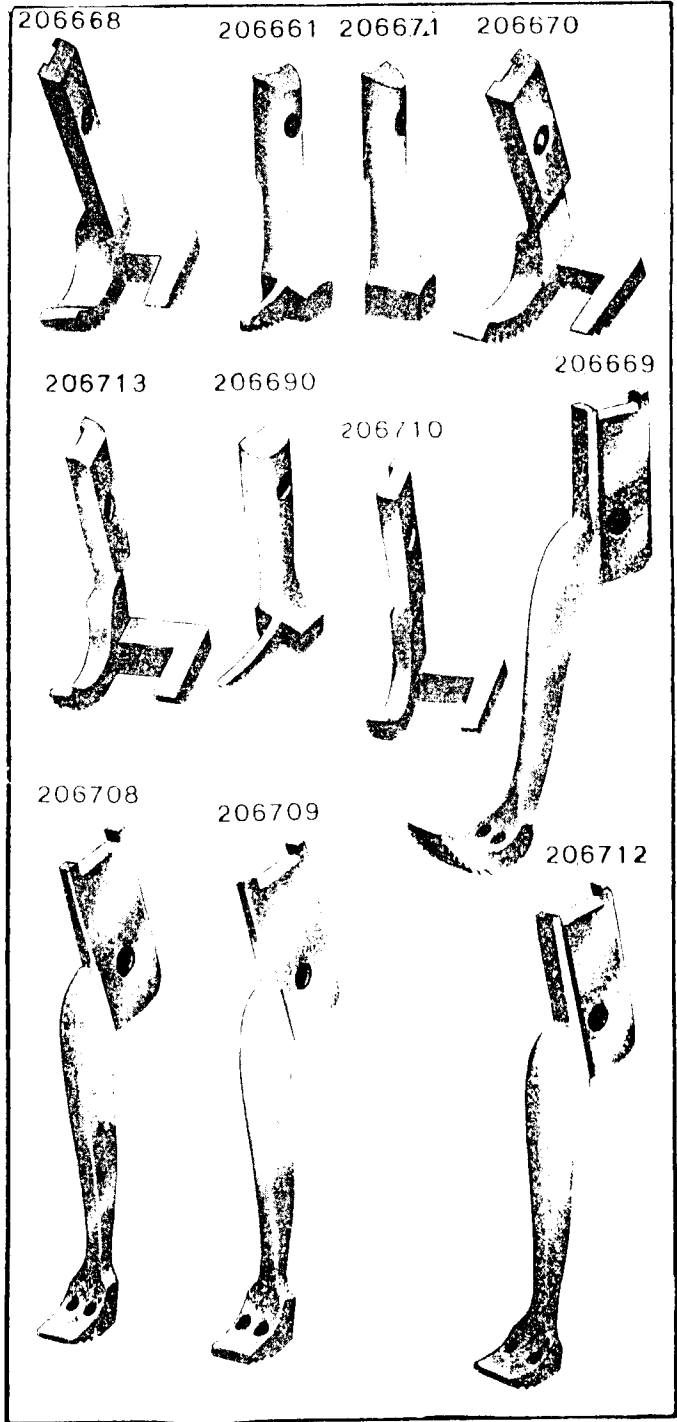


PLATE 11984 -FULL SIZE

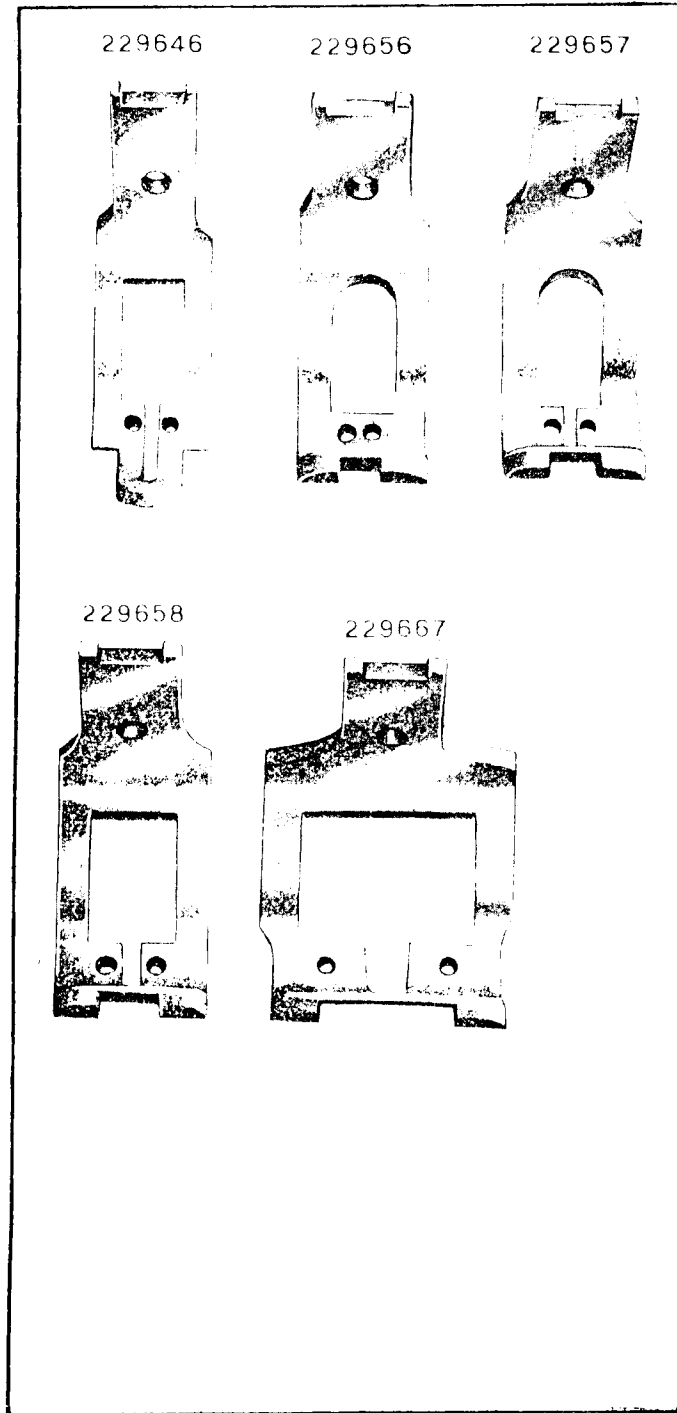


PLATE 13071—FULL SIZE

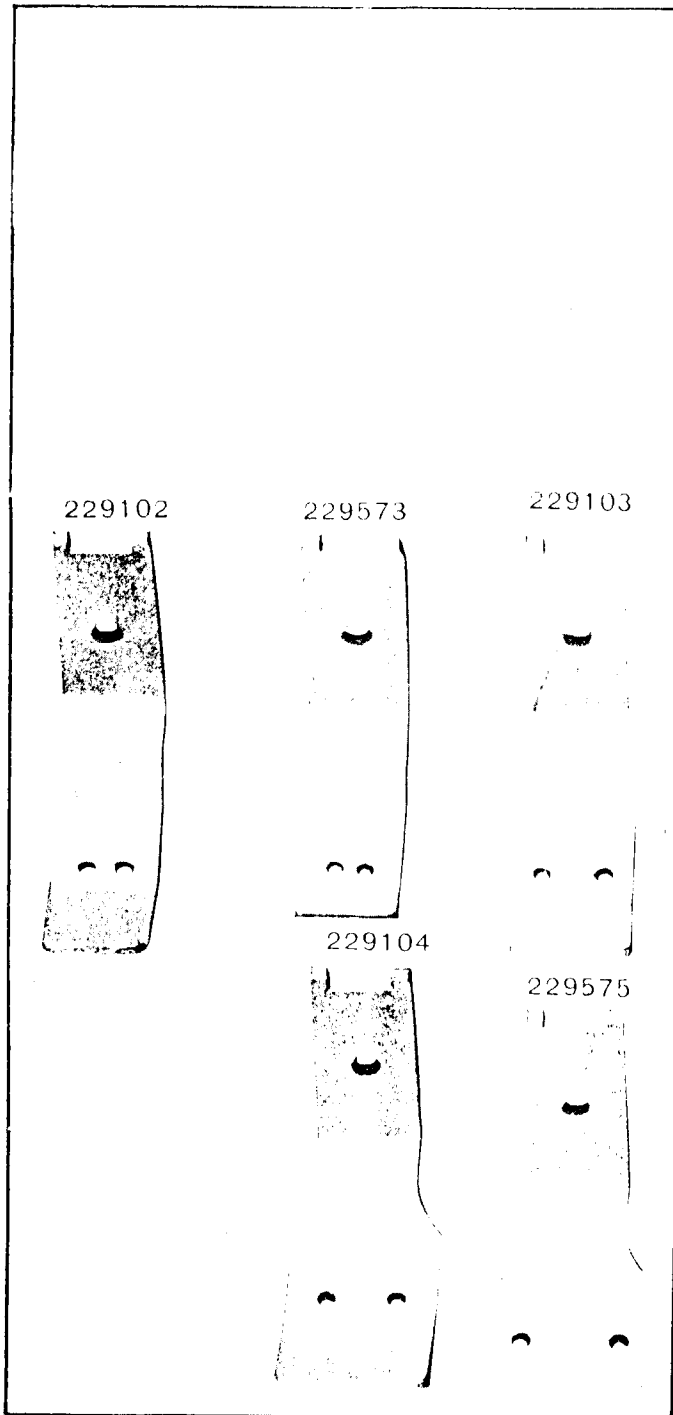


PLATE 13090—FULL SIZE

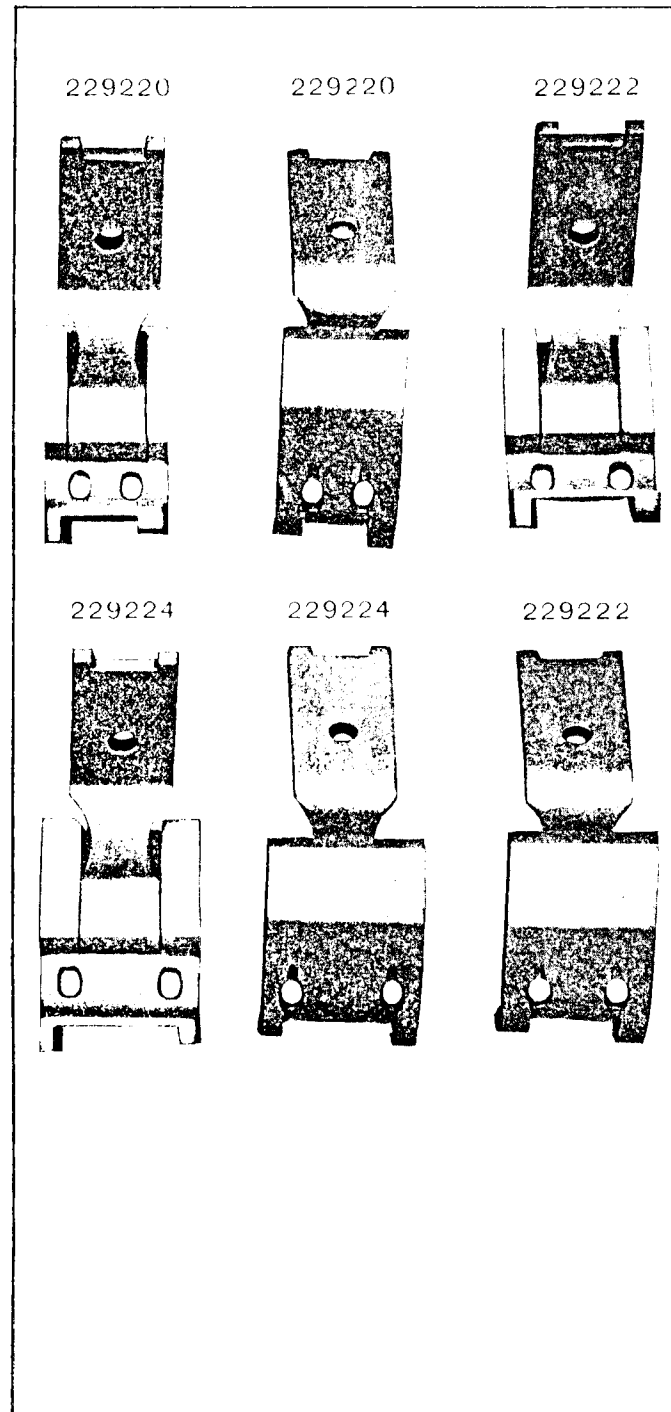



PLATE 14022—FULL SIZE

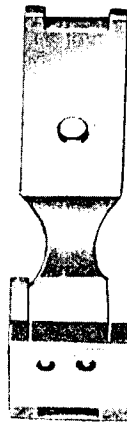
229308
229536



229308
229536




229538
229610



229540



229539



229538
229610




PLATE 14083—ONE-SIXTH SIZE

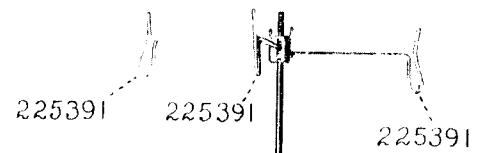
225377



60913



225397



225324

225388

225323

225325

202490

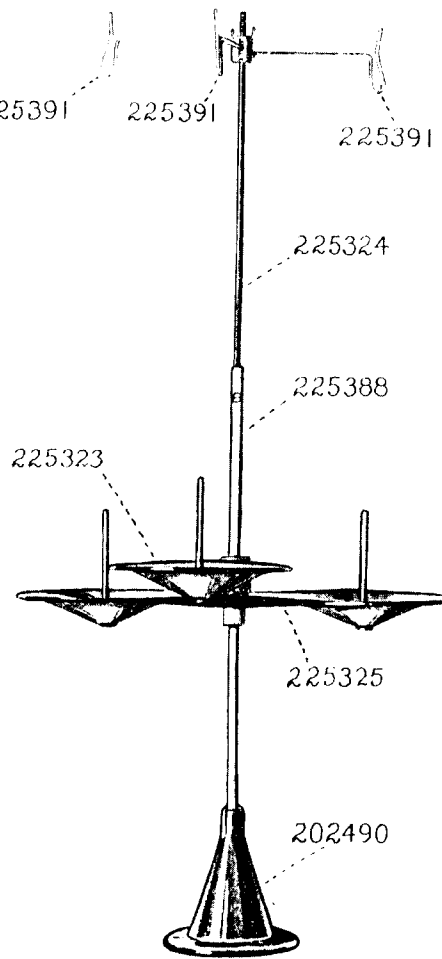


PLATE 15126—FULL SIZE

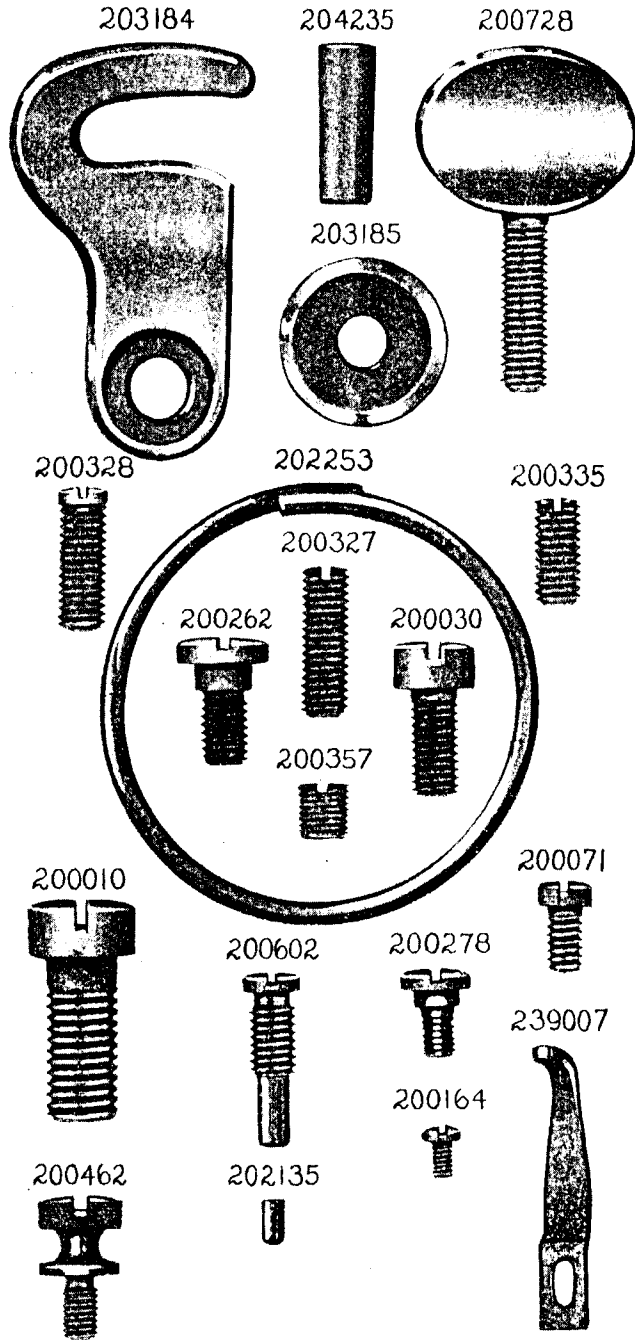


PLATE 15151—ONE-HALF SIZE

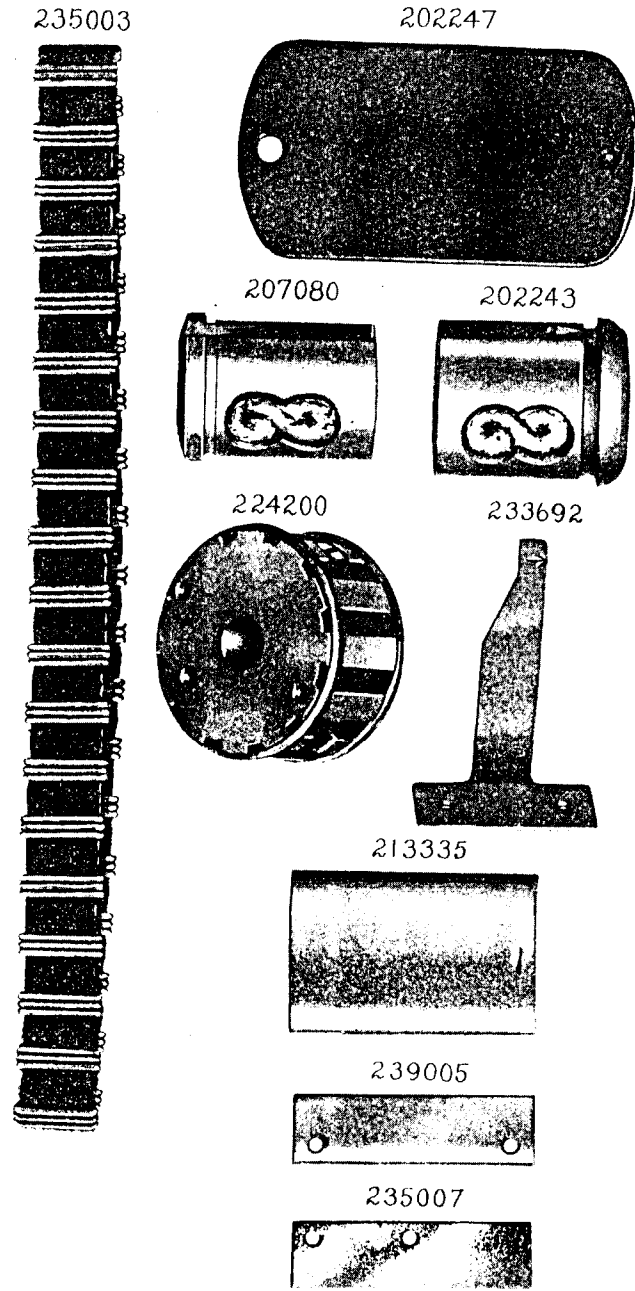


PLATE 15152—ONE-FOURTH SIZE

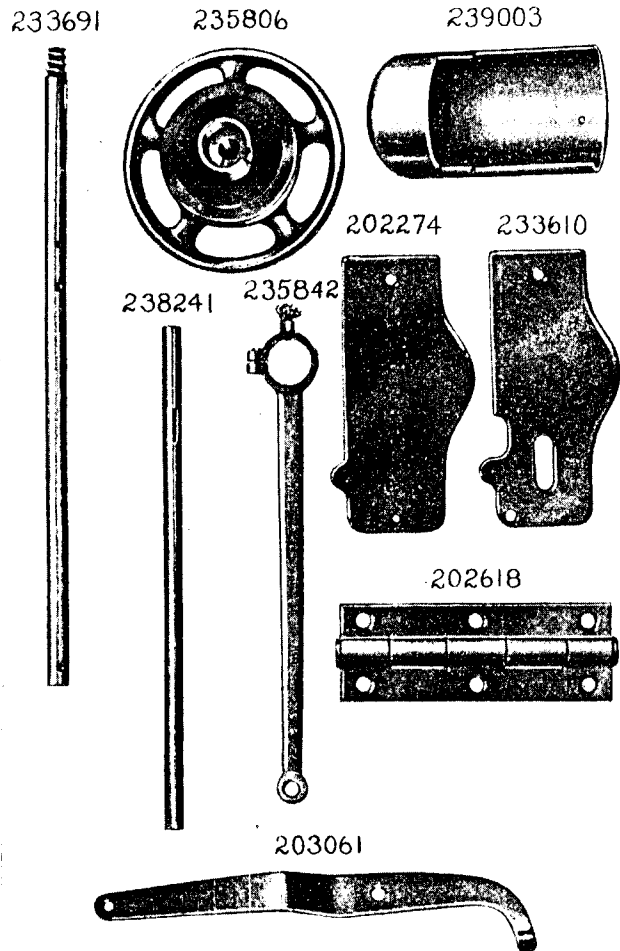
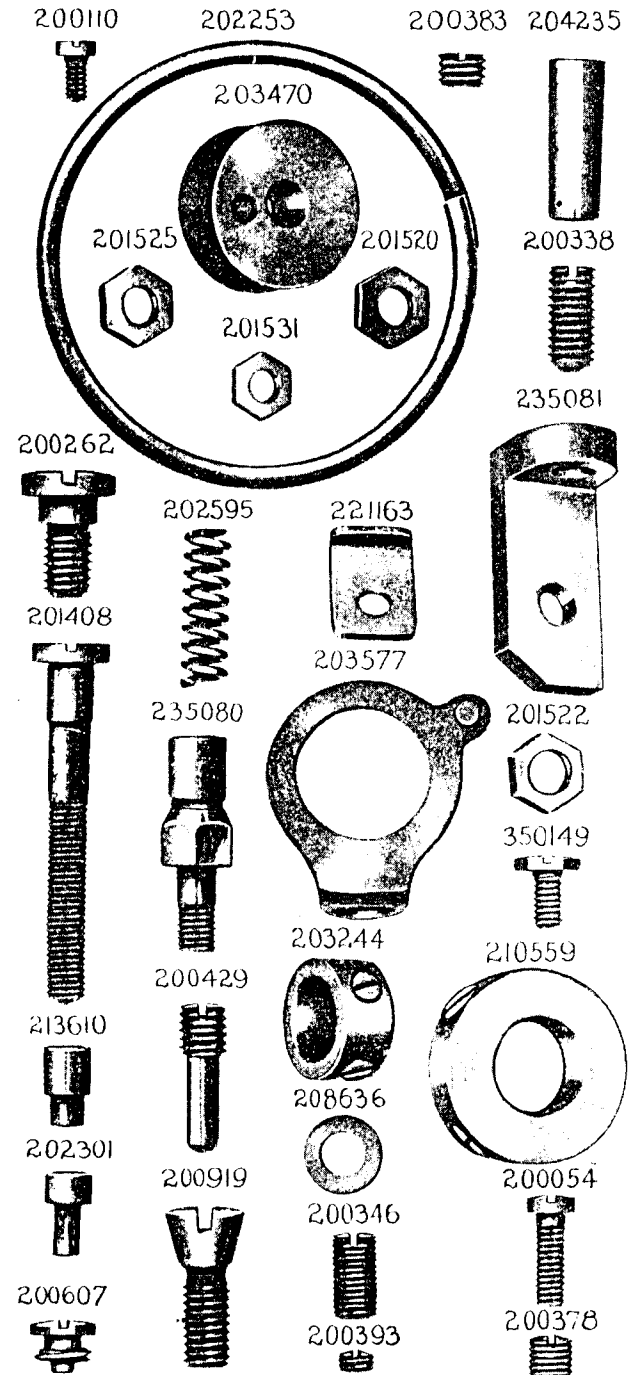


PLATE 15153—FULL SIZE



From the library of: Diamond Needle Corp

PLATE 15154—ONE-HALF SIZE

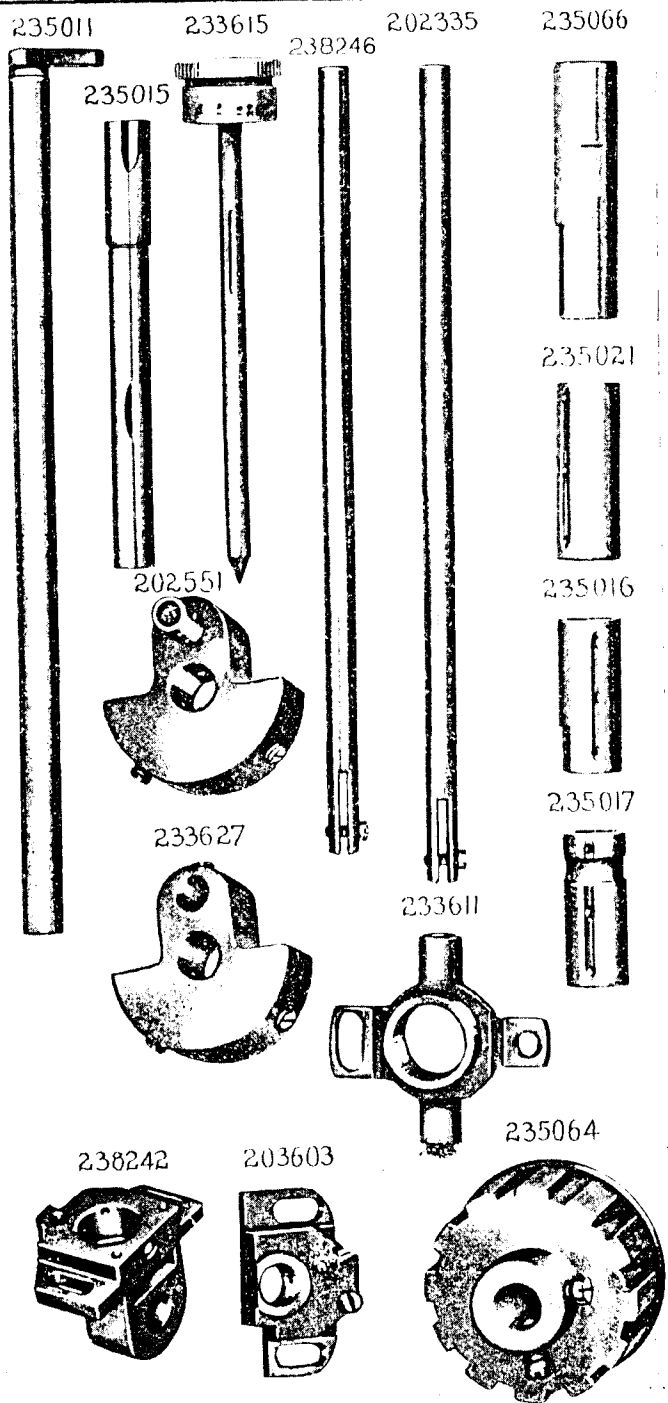
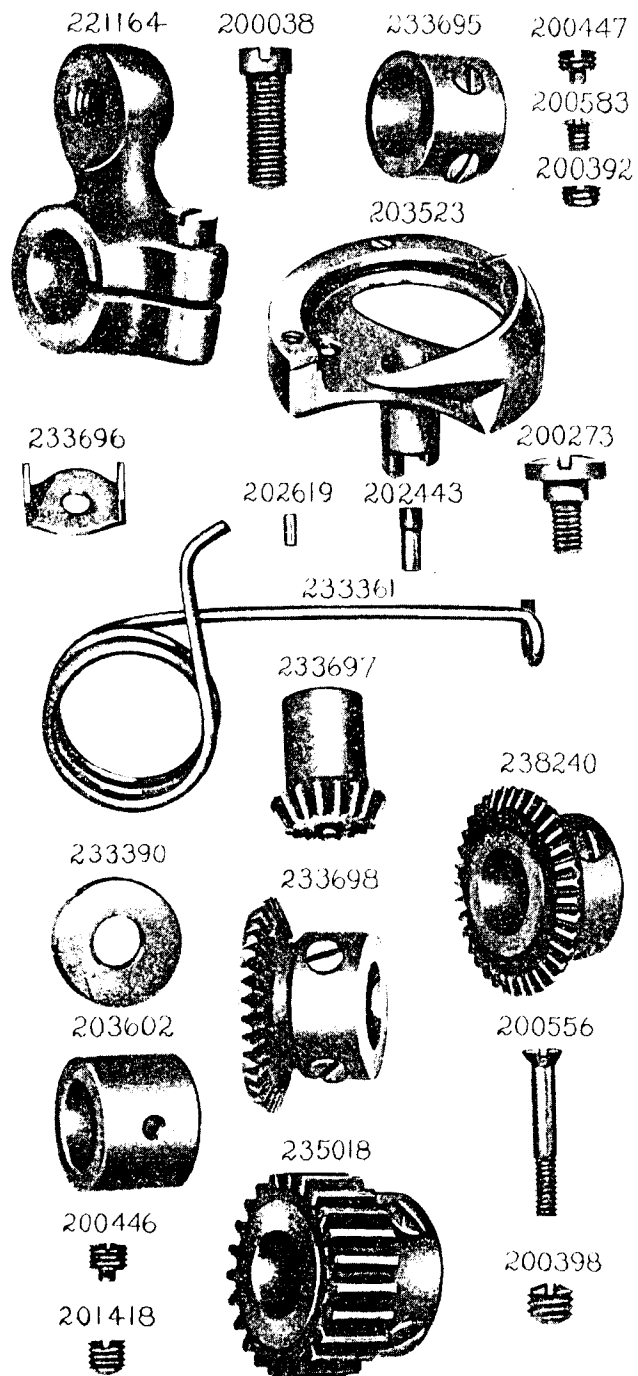


PLATE 15155—FULL SIZE



From the library of: Diamond Needle Corp

PLATE 15156—FULL SIZE

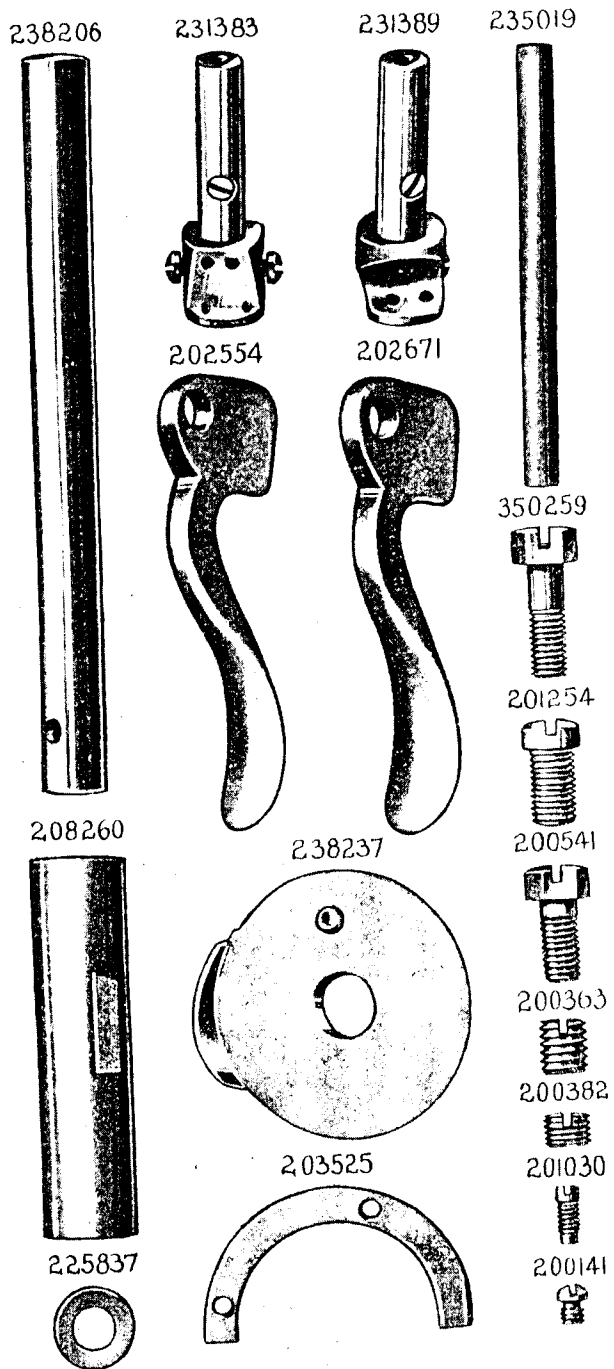
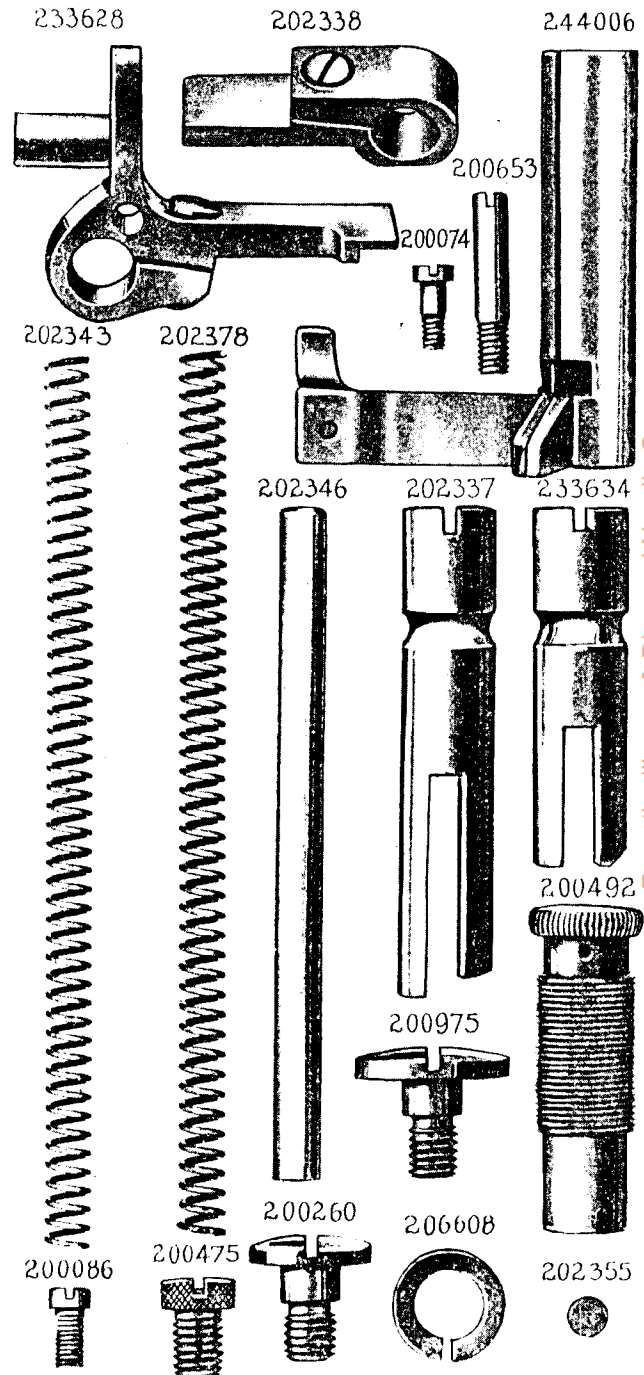


PLATE 15157—FULL SIZE



From the library of: Diamond Needle Corp

PLATE 15158—FULL SIZE

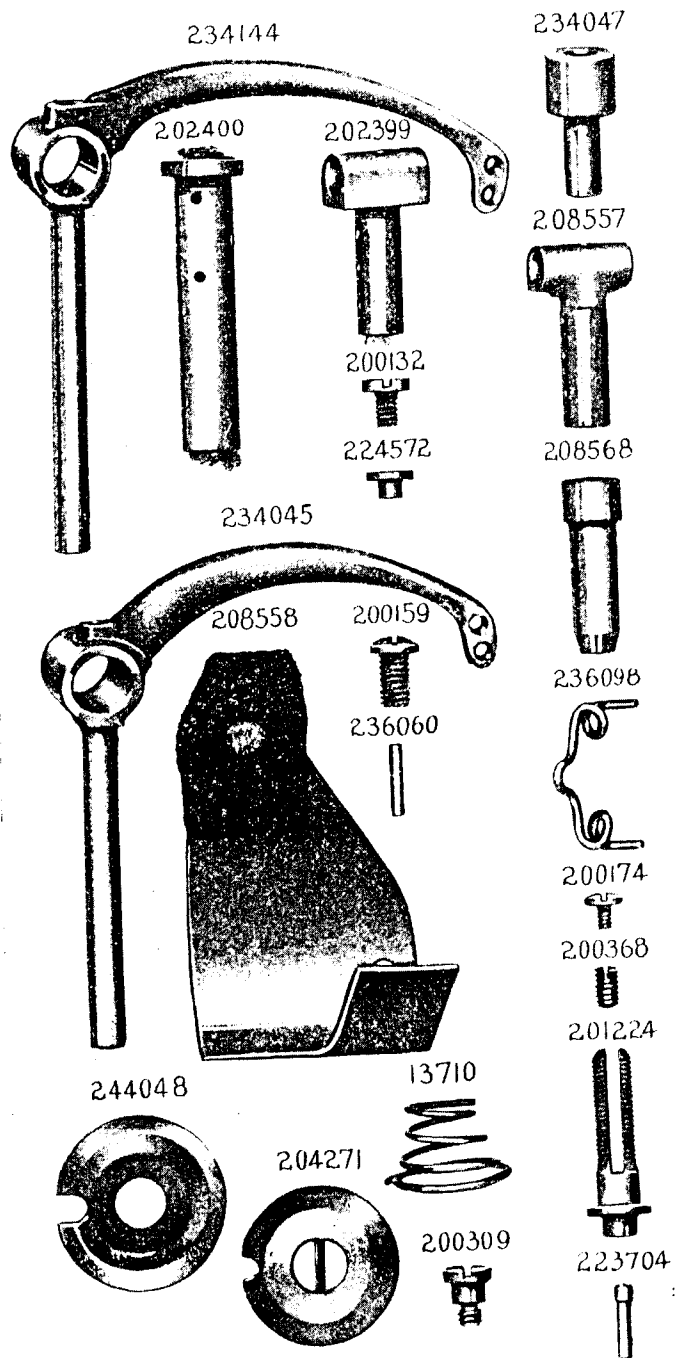
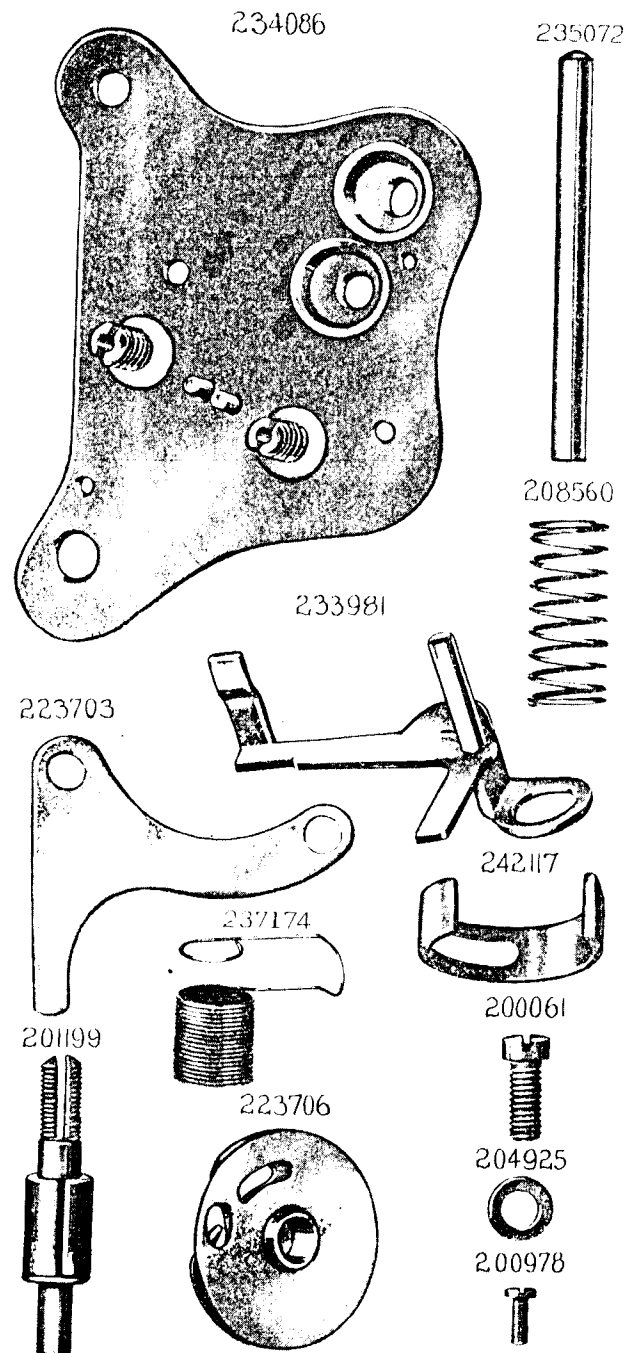


PLATE 15159—FULL SIZE



From the library of: Diamond Needle Corp

PLATE 15160—FULL SIZE

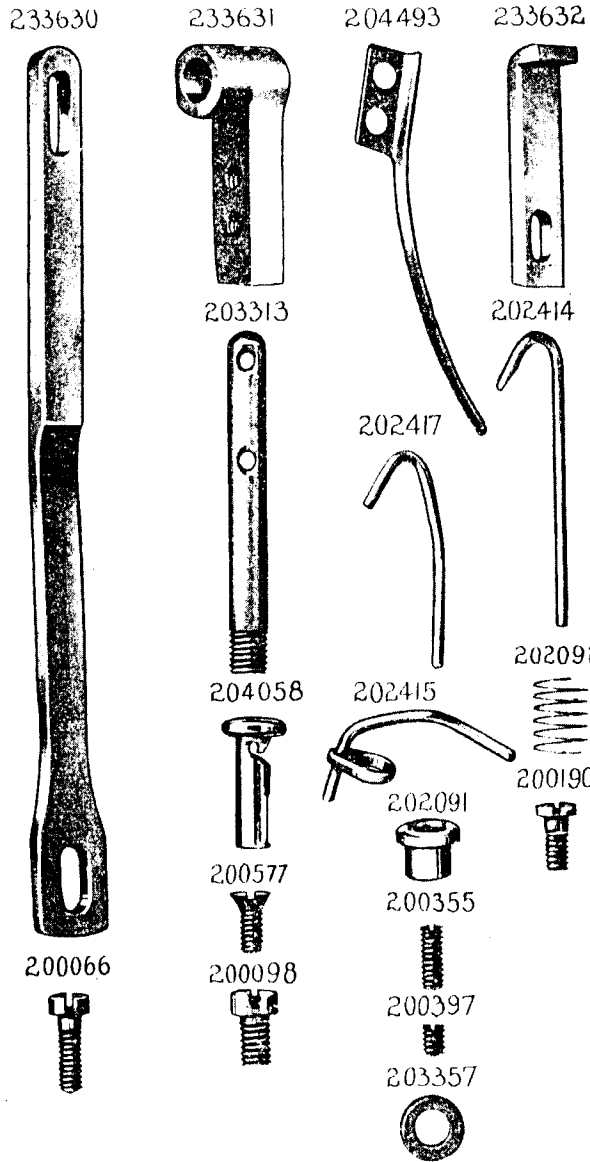
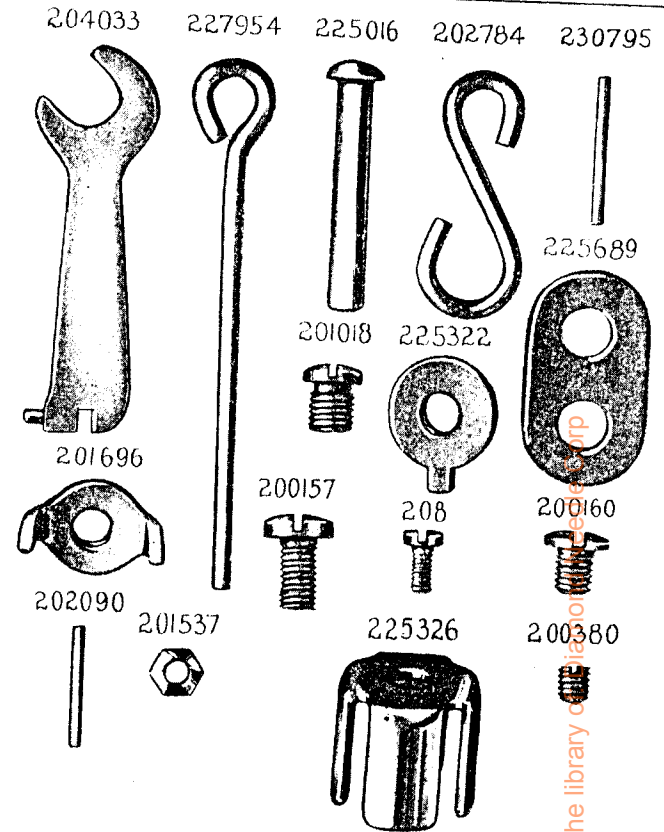



PLATE 15161—FULL SIZE




From the library of the National Archives and Records Administration

PLATE 15162—FULL SIZE

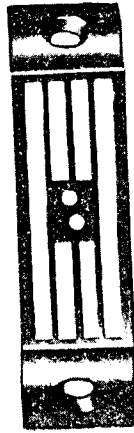
238207



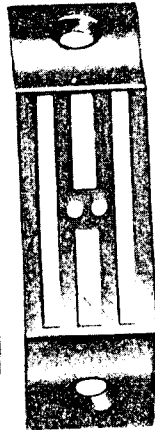
238209




238221



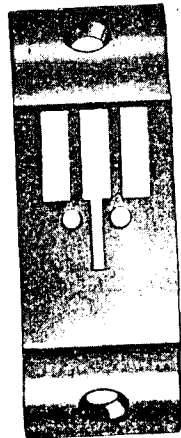
238223



238214



238211



238220


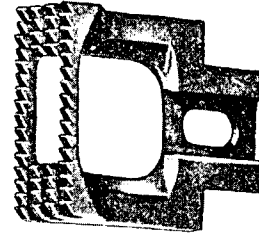



PLATE 15163—FULL SIZE


212402



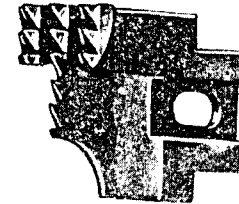
212413




212421




212437




221139



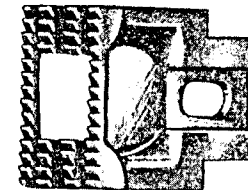
238227




238228



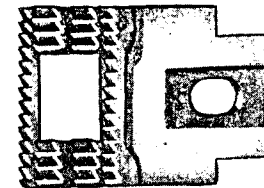
238229



238230




238231




From the library of: Diamond Needle Corp

PLATE 15164—FULL SIZE


229172



229174



229176



206718



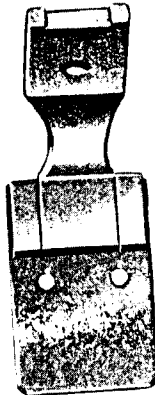
229133



229131



229135



229202

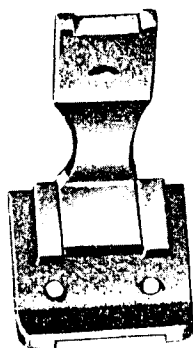
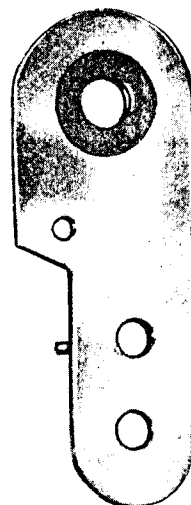


PLATE 15165—FULL SIZE

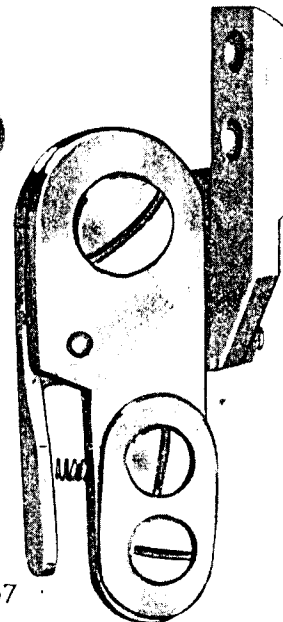
226203




226205



225340



200268



200305



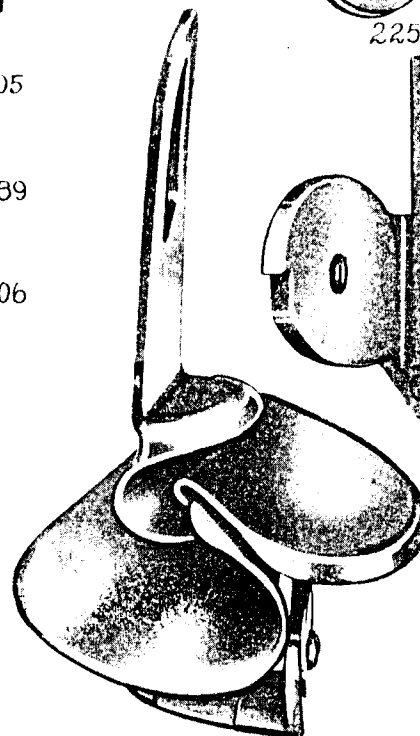
204389



226206



225337



225339

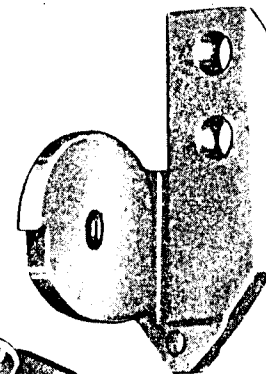


PLATE 15166—FULL SIZE

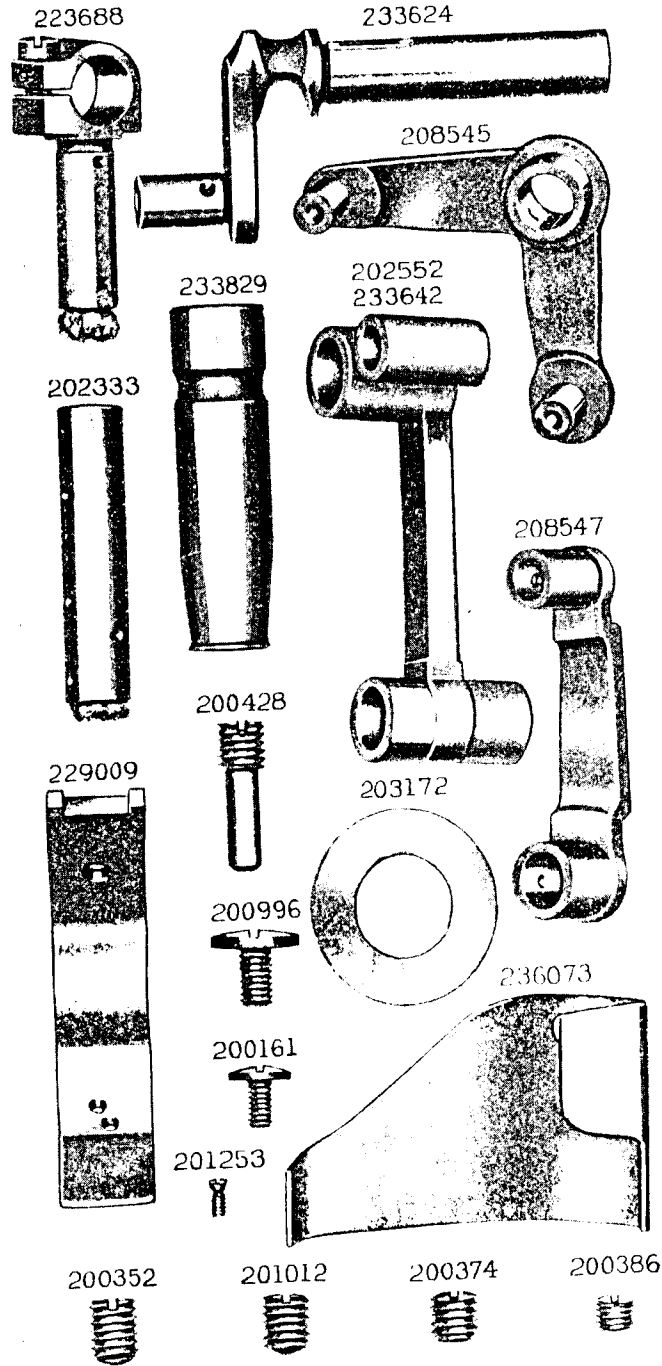
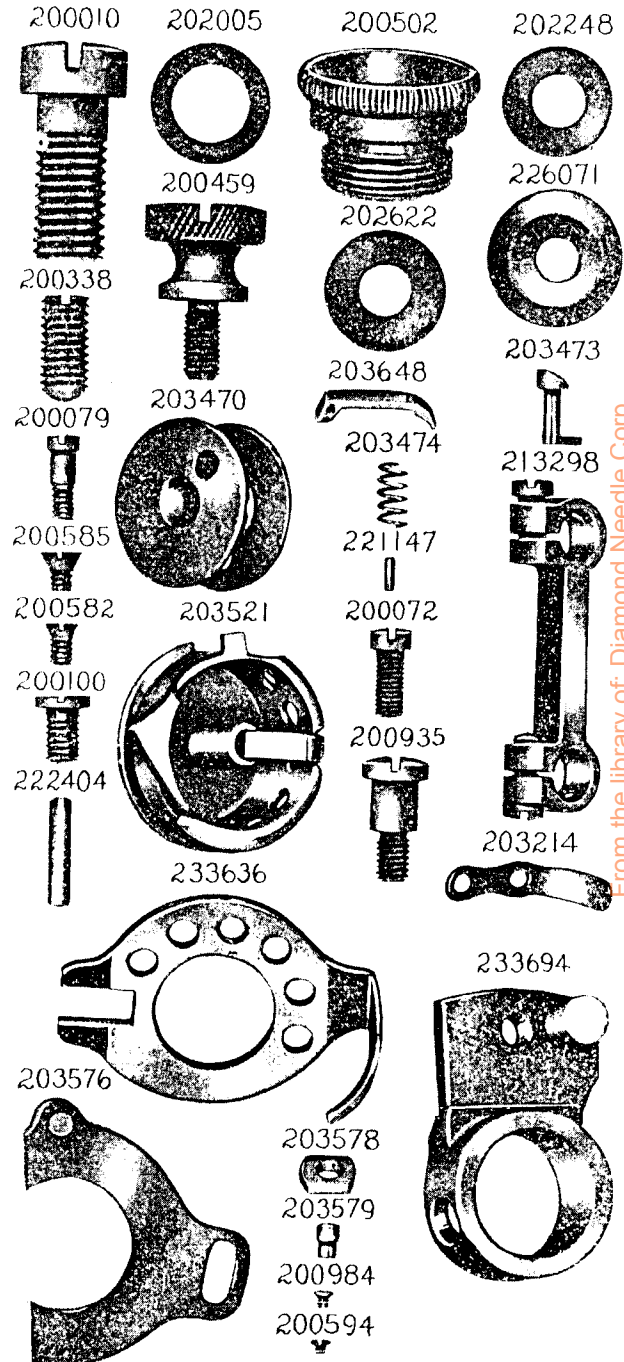


PLATE 15189—FULL SIZE



From the library of: Diamond Needle Corp